

Saskatchewan Reined Cowhorse Association (SRCHA) Rule Book

2009

INDEX

- Article I Instruction to Riders
- Article 2 Eligibility
- Article 3 Judges
- Article 4 Membership
- Article 5 Year End Standings
- Article 6 Definitions *important information- pages 3 & 4
- Article 7 Classes - pages 5 & 6
- Ranch Cutting / Herd Work
 - Working Cow Horse (reined work and fence work)
- Article 8 Show Approval
- Article 9 Payment of Monies at Contest
- Article 10 Disciplinary Rules and Procedures
- Article 11 Animal Abuse - page 7
- Article 12 SRCHA Policies
- Article 13 Working Cow Horse
1. Appointments and Equipment - page 8 & 9
 - a) General Appointments
 - b) Cowhorse / Spade Bit
 - c) Hackamore / Bosal
 - d) Snaffle Bit
 - e) Novice NonPro & Youth: AQHA-approved bits
 - f) Broken Equipment
 2. Scoring
 3. Fence Work - Rules for Judging
 4. Fence Work Penalty Points
 5. Reined Work – Rules for Judging
 6. Reined Work Penalty Points
- Article 15 Ranch Cutting / Herd Work
- A. Appointments - page 15
 - B. Guidelines to Consider When Judging
 - C. Scoring
 - D. Herd Work / Ranch Cutting Penalty Points

Novice Non Pro and Youth Working Cow Horse Patterns
NRCHA Working Cow Horse Patterns

Visit www.ReinedCowhorse.net for further information

Saskatchewan Reined Cowhorse Association (SRCHA)

RULES AND REGULATIONS - 2009

ARTICLE I

INSTRUCTION TO RIDERS

Read the Rule Book and be aware of equipment requirements before the show. An owner may enter more than one horse and/or rider may ride more than one horse. A horse may be entered only once per division. All payments for entry and other fees will be made payable as instructed and must be good funds in order to be valid. Pre-entry is required, but late entries may be accepted and charged a late entry fee. Competitors who pre-enter without payment, and then fail to show, shall be charged a "no show" fee payable before any entry at another SRCHA will be accepted. Late entries received after the draw will compete at the bottom of the draw.

Prior to start of each discipline, a judge should give all riders instruction of work patterns to be followed and answer any relevant questions. At this time, the judge shall introduce to the exhibitors the SRCHA representative who will be checking their equipment. Judges should note that spurs and/or romal shall not be used forward of the cinch. Particular attention should be paid to the hands of the riders, because a light hand is paramount to becoming a good showman of stock horses. A rider shall make an honest effort to comply with the judge's instructions.

ARTICLE 2

ELIGIBILITY

Horses must be of sound sight, wind and limb to be judged. Stallions, mares, and geldings of any breed that are 3 years old or more are eligible without discrimination, except in Youth classes where stallions may not be allowed, at the discretion of the show committee. Horses 2 years old or younger (as of Jan 1st of the current year) are not eligible to show.

ARTICLE 3

JUDGES

Annually, the Board of Directors shall compile and review a list of individuals that are approved by it to act as judges in the events approved by the Association. Individuals may be added or removed from the approved list of judges in the manner prescribed by the Board of Directors. Designation as an approved judge is a privilege, not a right, bestowed by the Board of Directors, according to procedures formulated by the Board. This privilege shall be open to individuals whose equine experience and expertise, as well as personal character, merits the honor. An individual's conduct as a member, exhibitor, and judge, and his/her ability must be exemplary. An individual's conduct will be subjected to continuous Board review. An application to be a judge may be obtained by request to the Office.

After a judge has accepted a judging assignment, exhibitors shall not contact, not attempt to contact the judge pertaining to his judging of any horses at that show. Further, exhibitors shall not approach a judge for any reason prior to the completion of the judging unless the show official is present. Any request to speak to a judge must be made through the show official. No exhibitor will visit or socialize with a judge the day prior to or the day of the contest.

When an exhibitor makes a request through the show official for the judge's opinion concerning the exhibitor's horse, it is urged that the judge will give his opinion courteously and sincerely in the presence of the show official; however, there will be no fraternization between the exhibitor and a judge during the show.

A judge may order any person or horse from the competition for bad conduct of one or both or may disqualify any contestant for excessive abuse of the horse.

A judge, at his discretion, may refuse entry into the arena or remove an entry from a class for improper attire and/or equipment.

To make a formal complaint against an SRCHA approved judge, such complaint must be in writing, signed by the complainant, and contain specific facts giving rise to the complaint, and be received by the Association within a reasonable time from the date of occurrence. Any complaint or protest must be accompanied by a \$25.00 non-refundable fee. By filing this complaint, the complainant may have to attend a hearing conducted with the Association.

ARTICLE 4

MEMBERSHIP

Membership applications will be available at shows and on-line, or from the SRCHA Office. To show at an SRCHA approved show and qualify for year end points, all riders must be members in good standing before competing.

Non-members applying for membership at a show, upon entering, must be prepared to justify their rider status upon inquiry by any board member. Non Pro status must be approved by the Board of Directors prior to any points being officially tabulated for the rider in any Non Pro class.

ARTICLE 5

YEAR END STANDINGS

The show season shall run on the calendar year.

During a show season, points will be awarded to horses for their placings in any approved SRCHA "horse" class (Open Bridle Horse, Junior Horse 4 & 5 Yrs Old; 3 Year Old Snaffle Bit; Novice Horse.) During a show season, points in all other classes will be awarded to horse and rider combinations for their placings in any approved SRCHA class. Points are awarded from one (1) to five (5) – the first place horse receiving the higher number. Each horse in the top five will receive additional points for the number of horses beaten in that class, based on the total number of horses actually shown. (ie. In a class where ten horses were exhibited, the first place horse would receive five (5) points plus nine (9) points for the number of horses beaten, for a total of fourteen (14) points. In a class with less than five (5) entrants, points will be awarded from one (1) to the number of horses exhibited, with the first place horse receiving the higher number. In addition, each shall receive points corresponding to the number of horses beaten in the class.

This pertains to all divisions. A cumulative tabulation of all points earned by all riders/horses during the show season shall be kept at the Office. Said tabulation shall be published in the current SRCHA publication.

If there is a tie for a placing in the points for year-end standings, the horse and/or rider with the highest money earned shall be the winner.

To qualify for year end points, all riders and owners must be members in good standing. Horses that have been leased do not require the owners to become SRCHA members in order to qualify for year end points; however, a copy of the Lease Agreement must be presented to the SRCHA office prior to the show in order for year end points to be accumulated.

To qualify for year-end high point awards, a horse or horse/rider combination must have competed at a minimum of 50 percent of the sanctioned SRCHA shows offered in that show season. The SRCHA Board of Directors shall have the right to waive this rule for Youth Rider divisions.

ARTICLE 6

DEFINITIONS

A. OPEN BRIDLE HORSE

Any horse 3 years old or older, and any level rider may show in this class. In Working Cowhorse Classes, the horse must be shown one-handed in a regulation cow horse bit, with romal reins. In Ranch Cutting Classes, regulation ring or D snaffle bit or bosal may be used and may be ridden with 1 or 2 hands. Points go to the horse.

B. JUNIOR HORSE 4 & 5 Years Old

Open to any level of rider and all horses which are either 4 or 5 years old (as of Jan. 1 of the current year) Horses must be shown in legal equipment as described for Ranch Cutting and/or Working Cowhorse classes (regulation snaffle bit, hackamore or bosal) but the same type of headgear (hackamore or snaffle) must be used throughout the event (herd, rein and cow work) on a horse once a Derby competition has started. Points go to the horse.

B. THREE YEAR OLD SNAFFLE BIT HORSE

Open to any rider and all horses which are 3 years old (as of Jan. 1 of the current year). Horses must be shown in a regulation ring or D-snaffle bit, ridden 2-handed, except in the herd work (ranch cutting) when either 1 or 2 hands on the reins are allowed. Points go to the horse.

C. NOVICE BRIDLE HORSE

For horses 6 years of age or more (as of Jan. 1 of the current year). Horses that have never been shown in Cutting or Ranch Cutting on any circuit are eligible to compete in Novice Horse Ranch Cutting for 1 show season. Horses that have never been shown in Ranch Horse, Reining, or Working Cowhorse on any circuit are eligible to compete in Novice Horse Working Cowhorse class for 1 show season. In Working Cowhorse Classes, horses must be shown 1-handed in a regulation cow horse bit, with romal reins. In Ranch Cutting Classes, ring or D regulation snaffle bit or bosal may be used and may be ridden with 1 or 2 hands. Points go to horse. Any level rider may show in this class.

ARTICLE 6 - DEFINITIONS continued

D. DEFINITION of NON PRO [as given in the 2008 NRCHA Rule Book] A Non Pro shall be defined as any person, regardless of age, who is not currently receiving remuneration directly, or indirectly for showing, training, giving lessons, clinics or assisting in the training of a horse for remuneration. This does not include prize money. Payment of entry fees and/or expenses by anyone other than the Non Pro, his/her immediate family, or his/her corporation is considered remuneration. A Non Pro may not show, train or assist in the training of a horse for which their spouse is accepting any form of remuneration either directly or indirectly for training, or assisting in the training or showing of said horses. Remuneration shall be defined as: (i). To pay, reward for work, trouble, etc. (ii). Reimburse, compensate. (iii). Make fair return for an action; barter.

All Non Pro Riders must make declaration of money earned and apply to the SRCHA for proper classification and acceptance of Non Pro status prior to competition. Non Pro status is extended on a temporary basis and is subject to revocation pending approval of the SRCHA Board. Non Pro status will be null and void if it is determined that a rider does not qualify under the NRCHA definition as given above.

E. NOVICE NON PRO RIDER - \$50. Limit Class

Riders must meet Non Pro definition as given above. Any non pro rider who has earned \$50 or less on any Cutting or Ranch Cutting, or Working / Reined Cowhorse, or Ranch Horse circuit, including the SRCHA, and/or who has not earned more than \$100 on any Reining circuit or more than \$100 in Team Penning unless they are a sanctioned #1 Penner, shall be eligible to compete in Novice Non Pro. If a rider is eligible for Novice Non Pro based on money earned at the beginning of the show season, they shall remain in that division for the balance of that show season. Riders may choose to ride up into higher divisions at their discretion.

F. INTERMEDIATE NON PRO RIDER - \$500. Limit Class

Riders must meet Non Pro definition as given above. Any non pro rider who has earned \$500 or less on any Cutting or Ranch Cutting, or Working / Reined Cowhorse, or Ranch Horse circuit, including the SRCHA, and/or who has not earned more than \$500 on any Reining circuit or more than \$500 in Team Penning unless they are a sanctioned # 2 Penner, shall be eligible to compete in Intermediate Non Pro. If a rider is eligible for Intermediate Non Pro based on money earned at the beginning of the show season, they shall remain in that division for the balance of that show season. Riders may choose to ride up into higher divisions at their discretion.

G. OPEN NON PRO RIDER

Riders must meet Non Pro definition as given above. Any non pro rider who has earned \$501 or more on any Cutting or Ranch Cutting, or Working / Reined Cowhorse, or Ranch Horse circuit, including the SRCHA, and/or who has earned \$501 or more on any Reining circuit or \$501 or more in Team Penning or if they are a sanctioned #3 or higher Penner, shall be eligible to compete in Open Non Pro. [Non Pro Riders with less money earned than \$501 may also enter Open Non Pro at their discretion.]

H. 14-18 YOUTH RIDER

Open to any rider who is fourteen (14) to eighteen (18) years of age, as of January 1 of the current year. A Non Pro youth rider may compete in any other Non Pro class he/she so chooses provided that his/her lifetime earnings do not exceed the limit of the class. Dollars earned in youth competition count towards lifetime earnings. **Youth must wear helmets.**

I. 10-13 YOUTH RIDER

Open to any rider who is ten (10) to thirteen (13) years of age, as of January 1 of the current year. A Non Pro youth rider may compete in any other Non Pro class he/she so chooses provided that his/her lifetime earnings do not exceed the limit of the class. Dollars earned in youth competition count towards lifetime earnings. **Youth must wear helmets.**

ARTICLE 7 CLASSES

- A. RANCH CUTTING / Herd Work** – Class offered to the following divisions: Open Bridle Horse; Junior Horse 4&5 Yrs Old; Three Yr Old Snaffle Bit; Novice Bridle Horse; Novice Non Pro Rider; Intermediate Non Pro Rider; Open Non Pro Rider; Youth 14-18; and Youth 10-13. Open to any breed or age of horse, except in Junior Horse which must be 4 or 5 years old, and Three Year Old Snaffle Bit which must be 3 years old, and Novice Horse which must be 6 years old or more. Horses to be judged in the manner described in Article 15, with a 2.5 minute time frame. Any horse, regardless of age, may be shown in a regulation ring or D-snaffle bit or bosal (except in 3 year old snaffle bit classes which must use a snaffle bit), ridden either 1-handed or 2-handed. If riding in a bridle, one hand on the reins is allowed. Riders must show astride in a stock saddle. Western long sleeve shirt, western hat (or helmet) and boots are mandatory, chaps are optional but recommended. No horse may be used as a herd settler for a class that horse is competing in. They may be used as turn back horses. See Article 15 for details on Ranch Cutting.
- B. WORKING COW HORSE** - Class offered to the following divisions: Open Bridle Horse; Junior Horse 4&5 Yrs Old; Three Yr Old Snaffle Bit; Novice Bridle Horse; Novice Non Pro Rider; Intermediate Non Pro Rider; Open Non Pro Rider; Youth 14-18; and Youth 10-13. Horses to be judged in the manner prescribed in Article 13. Working Cowhorse is comprised of two elements: the dry work (or reined work), and the fence work; with scores added together to achieve final score for the class. Ties are broken by the higher fence work score. The fence work portion is expected to be completed within a 2.5 minute time frame. Horses five (5) years of age and under may be shown in the regulation snaffle bit, hackamore or bridle, except when equipment is specified as for Open Bridle Horse or Three Year Old Snaffle Bit or Junior Horse classes. Horses six (6) years of age and up must be shown one-handed in a regulation cow horse bit with romal reins, except in Novice Non Pro and Youth Classes where any NRHA/AQHA regulation bit and split reins or mecate reins are allowed. For riders using a snaffle bit or hackamore, two (2) hands are required. For adult riders using a bridle, one (1) hand is required, except in Novice Non Pro. Romal reins are required for Open Bridle Horse, Novice Horse, Intermediate Non Pro Rider and Open Non Pro Rider (when riding in a bridle), held in the thumb up position; no fingers between the reins and hands must not be changed. A flat leather chin strap is required, minimum ½ inch wide, with no metal that may come into contact with the horse allowed. Leather chin strap must be flat, flexible and at least 1/2 inch wide. No metal rivets are allowed to come in contact with the chin, or chin groove of the horse. Metal keepers are not acceptable on the chin strap. Riders must show astride in a stock saddle. Western long sleeve shirt, western hat (or helmet) and boots are mandatory, chaps are optional but recommended. See Article 13 for further details.
- C. NOVICE NON PRO & YOUTH WORKING COW HORSE** - The purpose of these classes is to encourage new competitors to experience the cow horse class. A rider may use one (1) or two (2) hands but once work is started, the rider must maintain their chosen hand position until work is completed. Riding 1-handed in a bridle will be a credit point situation. Horses 5 years old and under may be ridden 2-handed in an approved snaffle bit or hackamore; or in an approved bridle. Horses 6 years old or older must be shown in a bridle. The Youth or Novice Non Pro rider may use any legal NRHA/AQHA approved bit with a flat leather chin-strap at least 1/2 inch wide. (See Article 13, #1 Equipment section E.) Romal reins are optional. Split reins or mecate (closed) reins are allowed. Youth must wear helmets.
- D. INTERMEDIATE and OPEN NON PRO WORKING COWHORSE** - Horses 5 years old and under may be ridden 2-handed in an approved snaffle bit with split reins, or hackamore with mecate (closed) reins; horses 6 years old or older must be shown 1-handed in a regulation cow horse bridle with romal reins.
- E. OPEN BRIDLE HORSE WORKING COWHORSE** - Open to horses 3 years old or older shown by any level of rider, shown 1-handed in a regulation cow horse bit and romal reins.
- F. JUNIOR HORSE 4 & 5 Years Old WORKING COW HORSE** - Open to 4- and 5-year-old horses, as of January 1st of current show year, to be shown in an approved snaffle bit, or hackamore. The horse may have been shown previously in the bridle down the fence. The same type of headgear (hackamore or snaffle) must be used throughout the event (herd, rein and cow work) on a horse once a Derby competition has started. Entries must be shown with both hands on the reins, except in the herd work (ranch cutting) when either 1 or 2 hands on the reins are allowed. Horses must be shown in a standard headstall (browband, shaped ear or split ear) using a smooth snaffle bit or hackamore as described in General rules for equipment.

ARTICLE 7 C L A S S E S - continued

G. THREE YEAR OLD SNAFFLE BIT WORKING COW HORSE

Open to any 3 year old horse, as of Jan. 1st of the current year, to be shown in an approved snaffle bit by any level of rider. Entries must be shown with both hands on the reins, except in the herd work (ranch cutting) when either 1 or 2 hands on the reins are allowed. Horses must be shown in a standard headstall (browband, shaped ear or split ear) using a smooth snaffle bit as described in General rules for equipment.

H. NOVICE BRIDLE HORSE WORKING COW HORSE

The purpose of this class is to provide opportunity for older horses that have never been shown in cow horse, ranch horse or reining to gain one show season's experience with any level of rider. Open to horses 6 years of age or more (as of Jan. 1 of the current year) that have never been shown in Ranch Horse, Reining, or Working Cowhorse on any circuit. A horse is eligible to compete in this division for 1 show season only. Horses must be shown 1-handed in a regulation cow horse bit, with romal reins.

ARTICLE 8

SHOW APPROVAL

Any show committee or event seeking approval by this Association must comply with numerous criteria. Classes offered as described in this Rule Book must follow these rules; Show hosts must describe in detail the entry fees and prize payout models they will use; and full show results and cash prizes awarded must be provided in a timely fashion to the SRCHA Office.

ARTICLE 9

PAYMENT OF MONEYS AT CONTEST

SRCHA approved shows will pay back to the contestants the total of the add back plus the total added purse, if any. The contestants will be paid from this pool on a percentage basis as prescribed by the individual show host. NOTE: each SRCHA-approved show shall conduct it's own prize money pay-outs in the manner they prescribe to the SRCHA.

ARTICLE 10

DISCIPLINARY RULES AND PROCEDURES

A. APPLICATIONS

The provisions of these disciplinary rules and procedures shall apply at any recognized show of the SRCHA to the following persons: owner, exhibitor, agent, trainer, manager, rider, parent of any exhibitor, or member of the family or employee of any of the aforementioned or any individual member of the Saskatchewan Reined Cow Horse Association.

B. VIOLATIONS

A violation is an act done by or at the discretion of those enumerated in paragraph A which, consists of any of the following:

1. The misrepresentation of the eligibility of a horse to participate in any class either because of its age and/or experience in the snaffle bit and/or hackamore and/or bridle.
2. The misrepresentation of one's professional or limit status.
3. Physically assaulting any judge or other person enumerated in paragraph A during the course of the recognized show.
4. Making any remark to a judge or other person enumerated in paragraph A during or after the show, which is of a threatening or abusive or unsportsmanlike character either orally or in writing.
5. While in the arena any exhibitor after showing before the judge or judges makes any obscene gesture to or for the benefit of the judge or judges.
6. Abusing or mistreating in any fashion a horse or a bovine while on the grounds of any SRCHA approved show, either before, during or after the event.
7. Any person who does not pay bills or fees due to the SRCHA or any approved show.

C. PENALTIES

Any person enumerated in paragraph A who has been found to have been in violation of any of the acts enumerated in paragraph B shall be subject to the following penalties: Suspension. Any person found to have been the subject of a violation set forth in paragraph B may be suspended from exhibiting or having exhibited for him/her any of his/her horses in any show approved by the SRCHA. Any such suspended person is forbidden for the time specified in the period of suspension to hold or exercise office in the Association, and will be published in the Association's publication.

ARTICLE 11

ANIMAL ABUSE

Inhumane treatment or abuse of a horse or livestock in any manner in the show arena, practice arena or on the show grounds is strictly prohibited.

- A. If show management, judge, or Board Directors at any SRCHA approved or sponsored event discovers inhumane treatment or abuse of a horse, he/she may immediately bar the responsible party and horse from further competition in the event. The SRCHA office must be notified within seven (7) days of the closing date of the show involved, and the complaint will be referred to the Board of Directors for investigation and consideration.
- B. Inhumane treatment is the exhibition of a crippled or injured horse, or a horse with any other health abnormality, which could thereby result in the horse's undue discomfort or distress. The decision of show management, judge or Board Director as to inhumane treatment should be based upon consultation with a veterinarian. If show management, judge, or Board Director determines, in their sole discretion, that the welfare of the horse requires immediate action, and a veterinarian is not available, show management, judge, or Board Director may implement any action allowed by this rule.
- C. Abuse includes excessive jerking, spurring, whipping and any other act intended to cause trauma or injury to a horse. Any act of abuse, or intent to abuse a horse, in the show arena or on the show grounds which could also potentially endanger the safety of other persons or animals will be dealt with in the strongest possible manner as provided in Article IX, Disciplinary Rules And Procedures, item C.
- D. Administration of drugs while on the show grounds, including show arena and practice area, is strictly prohibited unless administered in a lifesaving situation. Such an instance must be reported to show management. The decision of show management or Board Director as to lifesaving treatment should be based upon consultation with a veterinarian. Show management shall disqualify and/or refuse entry to any contestant and/or owner for violation of this rule.
- E. Abuse of cattle or livestock at any SRCHA event is strictly prohibited, either in the show arena, practice arena, livestock pens or unloading areas or anywhere on the show grounds. Abuse of cattle in performance as well as in handling will not be tolerated. Abuse includes excessive force used in handling, where it is not necessary for safety of either human or equine; failure to provide feed and water within reasonable time frames, and failure to provide suitable and adequate handling and housing facilities.
- F. The standard by which conduct or treatment will be measured is that which a reasonable person, informed and experienced in generally accepted equine training and exhibition procedures or veterinary standards or livestock handling procedures, would determine to be cruel, abusive or inhumane.

ARTICLE 12

SRCHA POLICIES

A. MISSING ORDER OF GO

The competitor will fall to the bottom of the herd or draw.

B. HORSE DRAWS BACK TO BACK BETWEEN CLASSES

The competitor may choose to request a change of order by contacting the SRCHA Director In Charge and the show office. Every attempt will be made to notify the competitors involved. If a change is agreed upon, the competitor will drop to the bottom of the herd or draw.

C. LONE OR SINGLE ENTRIES IN A CLASS

Where possible the competitor will be notified after the official entry close date, or time – in the case of entries taken at the Show. The competitor has the choice of staying in the classes as entered, or moving to an alternate class without penalty. If the draw has been done in the alternate class, the office has the following draw options: in cutting moving the entry to the bottom of the herd; in working cow horse moving the entry to the bottom of the draw; in reining moving the entry to the top of the draw; or in any discipline, dropping the entry in as a sub-entry.

ARTICLE 13

WORKING COW HORSE

A working cow horse class must consist of a reined work (dry work) and a cattle work. The required cattle work is a “fence” work. Points scored for the reined work and the cattle work are to be totaled. The scoring system is based on 60 to 80 points. Half-points may be used. The contestant is judged from the time he/she enters the arena until he/she completes the pattern.


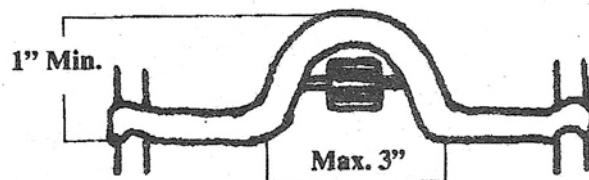
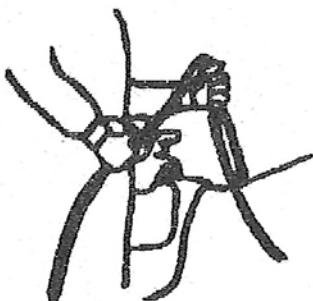
OVERALL CHARACTERISTICS OF A GOOD WORKING COW HORSE

The following are considered characteristics to be exhibited at all times by a good working reined cow horse:

- Horse should have an alert, responsive attitude;
- Horse should be shifty, smooth and have his feet under him at all times;
- Horse should have a soft mouth and respond to a light rein;
- Horse should have a natural, unaltered, relaxed tail carriage;
- Horse should be able to work at reasonable speed and still be under control of rider;
- Horse should have a natural head carriage.

1. EQUIPMENT and APPOINTMENTS:

- A. Horses shall be shown astride with a western saddle. Riders must wear a western hat or helmet approved for riding by an equine organization, western long sleeve shirt and boots. Chaps or chinks are optional, but recommended. Carrying of a rope or riata is optional. Use of training equipment will not be permitted in the show arena on the day of an SRCHA approved show, either previous to or during the show. On an SRCHA approved show day, and until the conclusion of the show, any persons entering the show pen must be wearing a western hat and long sleeve shirt.
- B. A spade bit or a bit having the following characteristics must be used in any of the bridle classes and for all horses 6 years of age or more (with the exception of Novice Non Pro and Youth classes where any NRHA or AQHA approved bit is allowed; see description in Section E). Said characteristics shall be: one with an unbroken bar mouthpiece with one inch or higher port measured from the bottom of the bar to the top of the port. There must be an operable cricket incorporated into the mouthpiece of the bit. A barrel, made of copper or metal, wrapped around the bar of the mouthpiece of the bit is to be considered a part of the mouthpiece. The barrel must be round, smooth, and made up of one continuous, unbroken piece. The minimum diameter, on any part of the bar of the mouthpiece, is 5/16 inch. Bars must be round, oval or egg shaped smooth and unwrapped metal. Latex wrap or any foreign material is not acceptable. Nothing may protrude below the mouthpiece (bar), such as extensions or prongs. The cheeks must be connected at the bottom. The overall length of the bit shall not be longer than 8 1/2 inches. Optional tongue release shall not exceed 3 inches in width. Braces, copper port cover and/or having copper smoothly inlaid in the mouthpiece are optional. The use of bosal, martingale or tie-down is prohibited. No wire, chain or other metal or rawhide device may be used in conjunction with the bit or a part of the leather chin strap. Leather chin strap must be flat, flexible and at least 1/2 inch wide. No metal rivets are allowed to come in contact with the chin, or chin groove of the horse. Metal keepers are not acceptable on the chin strap. Reins with romal required. The reins can be held in either hand, with hand around reins in a fist position with thumbs up. The non-rein hand must be on the romal. (The keeper, or hobble, that attaches the romal to the reins is considered to be a part of the romal.) The non-rein hand is not allowed, at anytime, to touch the reins or a score of -0- will be applied. The rider is allowed to shorten the reins while the horse is in motion as long as their hands are held in a legal manner. No fingers are permitted between the reins in Bridle classes.



ARTICLE 13 - WORKING COW HORSE - EQUIPMENT and APPOINTMENTS continued

- C. Hackamores shall be round in shape and constructed of uniform braided rawhide or leather and have a non-metal flexible core. No gimmick of any kind may be used in conjunction with the bosal. No rigid material of any kind may be used, regardless of how padded or covered, in conjunction with the bosal. Horse hair bosals are prohibited. Mecate (closed) reins must be used.
- D. Snaffle Bit shall be either "D" or "O" Ring type, no larger than 4 inches in diameter on the inside of the ring. They must have a broken, 2 piece, mouth piece, being a minimum of 5/16 inch in diameter, measured 1 inch in from the cheek, with a gradual decrease to center of the snaffle. The mouthpiece should be round, oval or egg-shaped, smooth and unwrapped metal. It may be inlaid, but must be smooth. Latex wrap is not acceptable. These bits must be such that when the reins are pulled no undue leverage is applied, i.e. the inside of the circumference of the ring must be free of rein, curb, or head stall attachments. A leather or other woven material chin strap of any width is to be used. No iron, chain or other material may be used. Chin Strap is allowed to include metal buckles and/or keepers on snaffle bits only. Reins are to be attached above the chin strap. Two hands must be used on the reins, except in the herd work or to provide safety to rider or adjust equipment.
- E. For NOVICE NON PRO or YOUTH classes only, AQHA legal bits may be used as described in the 2009 AQHA Handbook: References to a bit in western performance classes mean the use of a curb bit that has a solid or broken mouthpiece, has shanks and acts with leverage. All curb bits must be free of mechanical device and should be considered a standard western bit. A description of a legal, standard western bit includes: **(1)** 8 1/2" (215 mm) maximum length shank to be measured as indicated in the diagram on page 137. Shanks may be fixed or loose. **(2)** Concerning mouthpieces, bars must be round, oval or egg shaped, smooth and unwrapped metal of 5/16" to 3/4" (8 mm to 20 mm) in diameter, measured 1" (25 mm) from the cheek. They may be inlaid, but must be smooth or latex wrapped. Nothing may protrude below the mouthpiece (bar), such as extensions or prongs, including upward prongs on solid mouthpieces. The mouthpiece may be two or three pieces. A three-piece, connecting ring of 1 1/4"(32 mm) or less in diameter, or a connecting flat bar of 3/8" to 3/4" (10mm to 20 mm) measured top to bottom with a maximum length of 2" (50 mm), which lies flat in the horse's mouth, is acceptable. **(3)** The port must be no higher than 3 1/2" (90 mm) maximum, with rollers and covers acceptable. Broken mouthpieces, halfbreeds and spades are standard. **(4)** Slip or gag bits, and donut and flat polo mouthpieces are not acceptable.
Note: In all cases, a flat leather chin strap at least 1/2 inch wide must be used with such a bit, for SRCHA shows.
- F. **BROKEN EQUIPMENT:** If at any time during a performance a piece of equipment breaks, the rider may continue provided the broken equipment does not pose a hazard to the rider and/or is not cruel to the horse. In the event that the fence work immediately follows the rein work, broken equipment may be repaired within a 1 minute time period. Rider may dismount if necessary to make the repair. Horse and rider may not leave the arena and may not receive physical assistance or equipment from outside the arena. If the rider is unable to continue because of the broken equipment, the rider will be excused with a score of zero.



Acceptable



**Unacceptable
-0- Score**

Holding Romal Reins:

These pictures illustrate the correct and incorrect way to hold romal reins.

Picture # 1 (left) - is unacceptable

Picture # 2 (middle) - is acceptable thumb up

Picture # 3 (right) - is correct thumb up position with closed hand



ARTICLE 13 - WORKING COW HORSE

2. SCORING:

GENERAL DESCRIPTION - Credit must always be given when applicable, even when there is a penalty involved. When the judge is in doubt, benefit always goes to the contestant. The scoring system is based on 60 - 80 points. Half-points may be used. The contestant is judged from the time he/she enters the arena until he/she completes the pattern. The judge is instructed to pay particular attention to any suspected attempt to alter the tail and score accordingly.

SCORING SYSTEM - The scoring system for SRCHA/NRCHA approved classes/events is based upon a 60 - 80 point system. The lowest score possible is 60 points and the highest score possible is 80. The average score for a typical work is 70 points.

TIE FOR FIRST PLACE - in case of a tie for first place, the highest cow work score will be used to break the tie. In the event both cow work scores are the same, the tied contestants will have a work-off down the fence or may flip a coin if mutually agreed. Ties below first place will split earnings and points.

TWO JUDGE SYSTEM - both scores are combined.

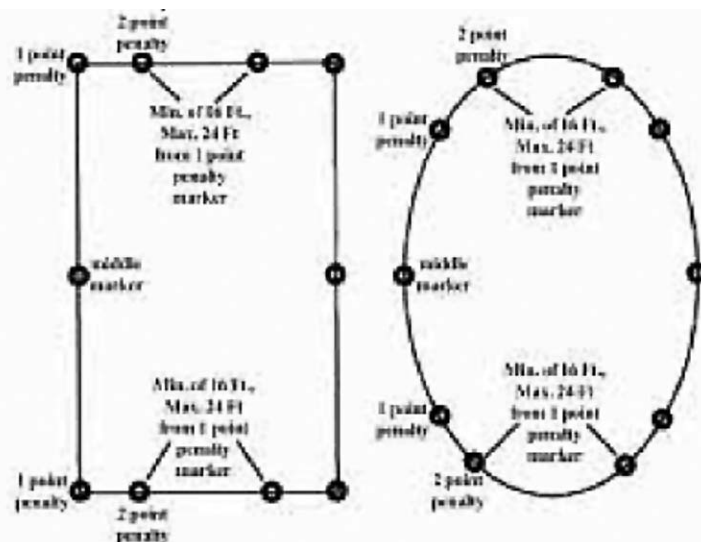
THREE JUDGE SYSTEM - each judge scores a separate card, all three scores are then compared and the two closest scores are used, with the odd score being eliminated. (i.e. the three scores are 72,73 and 75, the total score is 145 (72 and 73) with the high score of 75 being eliminated). If the score are evenly divided, the lowest score is eliminated (i.e. the three scores are 71, 72 and 73, the total score is 145 (72 and 73) with the lowest score of 71 being eliminated).

Failure of an exhibitor to attempt to complete the cow work portion of the class, as well as the rein work, will result in the exhibitor not being eligible for points or placing. This will be considered a Non-Entry and will be designated by the judge as N-E in the score box of the judges cards. An entry which attempts to complete the cow work and has not been disqualified will be scored accordingly at the judge's discretion. An entry going off pattern in the rein work will receive a score of zero. An entry which attempts both the rein work and the cow work portion may be placed, even if a 0 score is received in one portion of the class. (Example: If a horse is disqualified and receives a 0 score for the rein work, but scores a 70 for the cow work, its total score would be a 70 and the horse would be eligible for placing.)

A judge may blow his/her whistle at anytime to terminate the work. A score of zero will be given if the work is not complete at that time. Horse must appear visibly sound at the beginning of the run. In the case of a multiple judged event the majority of the judges must agree on soundness prior to the horse beginning the pattern or work. Obvious lameness will be cause for immediate disqualification.

3. Rules for Judging Fence Work (Cow work):

Judging begins when the contestant enters the arena. There shall be no schooling between the completion of the rein work and cow work when the cow work immediately follows the rein work; the penalty for this will be a zero. At the start of the work, each contestant, upon receiving a cow in the arena, shall hold that cow on the prescribed end of the arena for a sufficient time to demonstrate the ability of the horse to contain the cow at that end. After a reasonable amount of time, the contestant shall take the cow down the fence, making at least one turn each way on the fence. Then the contestant shall take the cow to an open part of the arena and circle the animal at least once in each direction. The required pattern for the cow work is: boxing, fence turns, and circles, in that order.



ARTICLE 13 - WORKING COW HORSE

3. Rules for Judging Fence Work (Cow work) continued

The judge should take into consideration the size of the arena, condition of the ground and disposition of the cattle in scoring each work. If ground, arena and/or weather conditions are deemed unfavorable by the exhibitors, they may inform the judge who may elect to alter the required cattle work for safety reasons. The greater the difficulty of the run, the more credit should be given. The difficulty may be due to the extreme speed or stubbornness of the cow, or the cow's reluctance to move down the fence when sufficiently driven by the contestant. The most controlled cow work with the highest degree of difficulty should be marked the highest. Bad manners exhibited by the horse will be penalized under run content. When enough cows are available the contestant should receive a new cow if the cow drawn is unreasonably difficult or unworkable. Allowing the horse to quit working before the judge signals for a new cow will result in a zero score. Once a rider has committed to circling a cow, if the cow falls down no new cow will be awarded. The rider should complete the run by riding around the fallen cow to fulfill circling requirements. The judge may blow his/her whistle at anytime during the work. One whistle to terminate the work, two whistles to award a new cow. If the judge terminates the work with one whistle or awards a new cow the contestant does not have the option to continue working. If an exhibitor continues to work after the whistle has been blown for a new cow the exhibitor will be given a score of zero. With a multiple judge system, any one of the judges may terminate the work or signal for a new cow. Judging ends when the whistle blows. A score of zero will be given if the work is not complete at that point. In the cow work phase of any class one hand on the horn may be used to prevent the fall of the rider. Holding the horn excessively may be penalized under run content. During the cow work, when a cow leaves the working area, it is automatic that the contestant will receive a new cow and scoring will begin again with the new cow.

Boxing: Working the cow on the end of the arena until such time as the contestant has proven the ability of the horse to hold the cow. The horse should exhibit superior cow sense and natural cow working ability without excessive reining or spurring. In the head-to-head working position, the degree of difficulty shall be considered.

Turning on the fence: A fence turn is defined as: A turn in which the cow, while being run down the fence on one side of the arena, or in the "open field", is turned in a different direction and held near the same fence, or the same side of the arena, while being run in the new direction. The exhibitor must be close enough to the cow to be the cause of the turn. The situation where a horse and rider attempt to turn the cow and the cow exits the turn behind the horse is also considered to have satisfied the fence turn requirement. The route of the cow being worked has been altered because of the influence of the horse and rider. The actual stopping or turning of the cow by the end fence will not qualify as a fence turn. To qualify as a fence turn the turn must be accomplished without the aid of the end fences to actually stop or turn the animal being worked. During the turn the horse should use himself in a controlled athletic manner, using its hocks to stop and drive out of the turn, while using its front end to balance and turn. The contestant must get at least one turn in each direction. More than two good turns in each direction should not result in extra credit but also should not be penalized, unless the cow is thereby too exhausted to circle correctly. One turn each way may not necessarily result in extra credit if the horse and/or cow are out of control.

Circling: Maneuvering the cow smoothly at least 360 degrees in each direction without interference from the fence. The circle's size, symmetry, speed and relative balance from right and left show control. Tightening the circles down with fast head-to-head speed will be a credit situation. The circles should be completed before the cow is exhausted.

ARTICLE 13 - WORKING COW HORSE

continued

4. Cow work - Penalty Points:

1 point penalties:

- A. Loss of working advantage.
- C. Using the corner or the end of the arena to turn the cow. (In an oval arena, when the cow's head breaks the plane of the end marker.)
- E. Changing sides of arena to turn cow. (1 point each time.)
- L. For each length horse runs past cow. A length by is 1 horse length of daylight between the cow's head and the top of the horse's tail.
- S. Slipping a rein.
- T. Failure to drive cow past middle marker on first run down the fence.
- W. Excessive whipping, spurring, or hollering.

2 point penalties:

- A. Going around the corner of the arena before turning the cow. (When the cow's head breaks the plane of the 2 point penalty marker.)

3 point penalties:

- E. Exhausting or overworking the cow before circling.
- H. Hanging up on the fence (refusing to turn).
- K. Knocking down the cow without having a working advantage.

5 point penalties:

- A. Not getting one turn each way (5 points each way).
- B. Spurring or hitting in front of cinch at anytime.
- C. Blatant disobedience, defined as kicking, biting, bucking, rearing, striking, or obviously insubordinate.

-0- score:

- A. Turn tail.
- B. Using 2 hands on the reins in a bridle. (Except in Youth or Novice Non Pro classes)
- C. Fingers between the reins in a bridle class.
- D. Balking.
- E. Out of control (Any horse that is out of control while working the cow, thus endangering the rider, i.e. crossing the path of the cow, shall be called off the cow.)
- F. Bloody mouth. (inside)
- G. Illegal equipment.
- H. Leaving the work area before the pattern or work is complete.
- I. Fall of horse or rider.
- J. Schooling of the horse between the rein and cow work when the cow work immediately follows rein work.
- K. Schooling of the horse between cows, if a new cow is awarded.
Schooling is defined as gaining an advantage by excessive pulling, turning, stopping or backing.
- L. If a rider hits or kicks the animal being worked, with the romal or reins, in an abusive manner.
- N-E – Failure of an exhibitor to attempt to complete the work

NOTE: A judge may blow his/her whistle at anytime to terminate the work. A score of zero will be given if the work is not complete at that time.

ARTICLE 13 - WORKING COW HORSE - Drywork or Reined Work

5. Reined Work Rules for Judging - Maneuver Scores for Reined Work:

The NRCHA has divided each rein pattern into sets of maneuvers. It is the judge's responsibility to evaluate these maneuver groups individually and rate each maneuver group on the following scale:

-1 1/2	Extremely Poor
-1	Very Poor
-1/2	Poor
0	Correct
+1/2	Good
+1	Very Good
+1 1/2	Excellent

Reined Work: Horses shall work individually. Judging begins the moment the horse enters the arena. There will be no schooling from the time the horse enters the arena. A reined work must consist of the following: circles, lead changes and runs terminating in well-balanced stops straight to the line of travel, turns and a back-up of a reasonable distance with slight hesitations denoting each maneuver. The NRCHA suggests the use of approved patterns found in this book. The judge may deviate from traditional order of performance and he/she may also deviate from the exact printed pattern due to arena conditions. The judging ends when the rider indicates he/she is finished by coming to a complete stop.

The best reined horse shall be easily guided or controlled with little or no apparent resistance. Bad manners exhibited by the horse will be penalized. All deviations from the exact given pattern must be considered a loss of control and marked down accordingly. Credit shall be given for the smoothness, finesse, attitude, quickness and authority of performing various maneuvers while using controlled speed which raises the difficulty level and makes the horse more exciting and pleasing to watch.

Circles: Circles are a controlled maneuver at the lope in the designated area of the arena. Emphasis on the scoring shall be given to the contestant exhibiting smooth, controlled figure eights with easy lead changes. Right and left circles shall have a common center line in the middle of the designated area. Circles shall be run and/or begun on the correct lead. The speed and size of the right circles shall be exactly the same as the speed and size of the left circles. The horse shall lope in an even, fluid manner with a minimum of rider contact and/or commands. Circles shall be run far enough from arena wall that it does not affect the circles.

Lead Changes: The act of changing the propelling side of the horse's body when changing the direction traveling at a lope. The lead change must be executed at a lope with no change of speed or gait. The horse shall change leads at the exact location dictated in the pattern description and shall change in one stride. A horse shall be considered out of lead if both front and rear leads are not changed in the same stride.

Jogging: Jogging up to 2 strides incurs a 1/2 point penalty. Jogging beyond 2 strides will incur a 2 point penalty. Jogging in excess of one-half circle or one-half the length of the arena will result in a score of 0. In determining whether a 1/2 or 2 point penalty has been incurred, it is useful for a judge to consider the distance traveled and to count the steps of the rear legs. Four steps and under would represent 2 or less strides and require a 1/2 point penalty; 5 steps and more, therefore would require a 2 point penalty.

Run-Downs: Runs lengthwise through the arena. They shall be made as described in the given pattern, unless the judge indicated otherwise due to arena conditions. The horse shall demonstrate a relaxed fluid attitude when starting a run-down and throughout the maneuver. The horse shall use controlled speed consistent with the size of the arena and the condition of the ground. The horse shall travel in a straight line with a minimum of contact with the rider. Straight, controlled run-downs with square, smooth stops, maintaining suppleness and proper head position are desirable.

Stops: Shall be in line with the direction of travel. Horse shall have its hocks well under it during the entire stop, maintaining a proper head position and response to a light rein.

Spins: Consistent and positioned 360 degree turns executed with the inside hind quarter (pivot) remaining stationary. Spins shall be smooth and efficient. The location of the hind quarters shall be fixed at the start of the spin. The horse shall stop the spin exactly as dictated by the pattern description. The right and left spins shall have a similar speed and balance.

Back-up: The horse being caused to move in a reverse motion in a straight line for a required distance. The horse shall begin the back-up in a controlled manner and shall continue to back-up without hesitation until directed to stop by the rider. In the instance where a horse backs up where a back-up is not specified in the pattern, the penalty score of 0 will be incurred when the horse backs more than 2 full strides. It is important to note one stride is defined as the complete movement or steps of all 4 legs, one time. In this particular situation it is very helpful for a judge to watch and count the steps of the front feet. Up to and including 4 steps of the front feet in the not required back-up receives no penalty; five steps and beyond constitutes the inclusion of a maneuver not specified and thus a penalty score of 0. Hesitation is only long enough to show the completion of one maneuver before the next one starts. There shall be slight hesitation to indicate each maneuver.

ARTICLE 13 - WORKING COW HORSE - Drywork or Reined Work

5. Reined Work Rules for Judging - Maneuver Scores for Reined Work: continued

Rollbacks: A maneuver that combines a stop, turn over the hind quarters and exit in one fluid motion. The rollback must be executed with no more than slight hesitation after the stop and the horse shall not step ahead or back-up prior to the turn. The horse shall be in position to lope off in a straight line when exiting a rollback.

Definition of fall of horse: When the horses shoulder and hip are on the ground and all four feet are facing in one direction. Fall of horse in any event receives a score of -0-.

Definition of fall of rider: Rider is no longer astride the horse.

6. Reined work-Penalty Points:

1/2 point penalties:

Not changing leads simultaneously.

Over or under spin 1/8 turn

Jogging first two strides

1 point penalties:

Out of lead.

Out of lead each 1/4 circle.

Slipping a rein in the bridle.

Scotching or anticipating a stop.

Over or under spinning up to 1/4 turn.

2 point penalties:

Lead missed around end of arena past 2nd corner.

Not ever changing leads in patterns where there is only 1/2 circle.

Failure to run by marker before stop is initiated.

Freezing up in turn or rollback.

Breaking gait.

Jogging beyond two strides.

On trot in patterns, failure to "Stop" before executing a canter departure.

A stop in the first one-quarter of the circle, after a lope departure, is a break of gate.

5 point penalties:

Spurring or hitting in front of cinch at anytime.

Blatant disobedience, defined as kicking, biting, bucking, rearing, striking, or obviously insubordinate.

-0- Score:

Failure to complete the pattern as given. (i.e. over or under spin more than 1/4.)

Using 2 hands on the reins in a bridle class. (Except in Youth and Novice Non Pro classes)

Fingers between the reins in a bridle class.

Horse Balking.

Bloody mouth. (inside)

Illegal equipment.

Leaving the working area before pattern is complete.

Fall of horse or rider.

Backing more than two strides, when backing is not called for.

Jogging in excess of one-half circle or one-half the length of the arena.

N-E – Failure of an exhibitor to attempt to complete the pattern

Leads & Lead Change penalties: A judge is required to penalize a horse 1/2 of a point for a delayed change of lead by one stride. The penalty for being out of lead is cumulative, and the judge will add 1 penalty point for each 1/4 of the circumference of a circle or any part thereof that a horse is out of lead.

ARTICLE 15 – RANCH CUTTING or HERD WORK

A grouped animal work known as the “herd” work is to be performed during a 2 and 1/2 minute interval as timed by the show management. During the allotted time, a contestant shall enter the herd of cattle from a prescribed starting position for the purpose of cutting out an individual cow and bringing it to the front of the herd. The contestant must hold his/her particular cow, keeping it from returning to the herd, until such time as the rider finds the horse to have sufficiently shown its ability at the task. The number of cattle to be cut out by a contestant during the allotted time is to be determined by the rider.

There shall be two (2) turnback mounts and two (2) herd-holders allowed per contestant. The use of herd-holders is optional. It shall be up to the contestant to assemble his/her own herd holders and turnback mounts. The responsibility to see that the herd is settled shall be with the first contestant in each set of cattle.

A. Appointments

Horses shall be shown with stock saddle. Riders must wear a western hat or helmet, and boots, and long sleeve shirt. Chaps are optional but recommended. For Ranch Cutting classes, horses are to be shown in a regulation snaffle bit or a rope or rawhide bosal and may be shown with two hands. A bridle shall have no nose band or bosal, and hackamores shall be of rope or braided rawhide with no metal parts. A judge must be able to freely pass two fingers between the hackamore and muzzle completely around the horse’s nose. Choke ropes, tie downs, wire around the horse’s neck, nose, or brow band, tight nose band, quirt, bat or mechanical device giving the rider undue control over a horse will not be permitted in the arena. Wire of any kind and on any part of the curb device is not permissible. A breast collar may be used, no portion of which may pass over the horse’s neck. Breast collars attached to the swell of the saddle on competing horses will be considered illegal. Chaps and spurs may be worn. A competing horse’s tail cannot be tied in any manner, which would restrict movement of the tail. Any time a contestant is guilty of an infraction of this rule or any part therein, he shall be disqualified. A judge has the right to have a contestant report to him if he is suspicious of any infraction of this rule.

Use of training equipment will not be permitted in the show arena on the day of an approved SRCHA show, either previous to or during the show.

B. Judging Guidelines: Ranch Cutting / Herd Work

Cutting horse runs are seldom identical. A judge can determine the difference in cutting runs by following these guidelines.

1. Give credit (a) for entering the herd quietly with very little disturbance to the herd or to the animal brought out; (b) for taking an animal toward the center of the arena; (c) for driving a cow a sufficient distance from the herd to assure that the herd will not be disturbed by the contestant’s work; (d) for riding with a loose rein throughout a performance; and e) for setting up a cow and holding it in a working position as near the center of the arena as possible.

NOTE: A herd holder’s duty is to assist the Cutter in containing the herd and group of cattle the Cutter is trying to cut from. This gives the Cutter ample opportunity to demonstrate to the judges his/her ability to work the herd, drive a cow, and set a cow up in the middle of the pen. These conditions allow a judge to give credit to the Cutter. After assisting the Cutter in making a cut, the herd holder should move to a position toward the arena wall that will enable him/her to contain the herd, but not distract from the run. Any excessive action by the herd holder will be dealt with as a reduction in run content. Although there is no specific major penalty for this action, it does hinder the Cutter’s horse from showing his full potential. Therefore, judges will begin reducing run content when excessive help from herd holders affects the run, such as: saving a major penalty from occurring; cutting the pen down; and in fresh cattle, driving the herd out for the Cutter to cut from. Herd holders should keep in mind they are jeopardizing the Cutter’s score when they give too much assistance to the Cutter.

2. Consider the degree of difficulty of the run. Degree of difficulty is determined by the amount of effort exerted by the cow in its attempt to return to the herd. A cow that turns quickly and moves rapidly is more difficult to hold in a working position than a cow that turns and moves slowly. A judge must give credit when a cutter is able to hold a working position on a tough cow.

3. Consider the eye appeal of the run. Runs that are attractive because of the style of the horse and the correctness of the overall performance shall receive credit.

4. Consider the amount of courage shown by the cutter. A judge shall give credit for a cutter staying on a tough cow. Credit shall be given for a cutter coming off a fence with a cow and then establishing a working position near the center of the arena before quitting the cow.

NOTE: Coming off the fence in an attempt to set up a cow in the center of the arena before quitting and staying on a tough cow are high risk situations. If a rule infraction occurs in these situations, a judge must call it: therefore, the cutter who shows this type of courage and commits no rule infractions shall receive credit.

5. Consider the amount of time that the cutter actually spends working cattle during the 2 1/2 minute run. A cutter shall be given credit for his/her willingness to exhibit his horse actually working cattle. Obvious stalling in the herd or reluctance to cut a cow to allow time to run off the clock will have a negative influence on the total point value of the run.

ARTICLE 15 – RANCH CUTTING or HERD WORK

B. Judging Guidelines: Ranch Cutting / Herd Work - continued

Judging will begin at the time line. The contestant shall approach the herd with no hesitation, weaving or reluctance on the part of the horse to enter the herd sufficiently deep enough to show his ability to make a cut. The horse shall work quietly, but alertly, causing very little disturbance to the herd or the animal brought out. Credit will be given for driving cattle, clearing the herd by a sufficient distance and setting up a cow while holding it in a working position as near the center of the arena as possible. The degree of difficulty, eye appeal and the amount of courage in staying on a tough cow will be taken into consideration. The amount of time actually spent working cattle in the 2 1/2 minute period will have a positive effect on the total score. The horse should show a great deal of expression but no ill will toward the animal. Judging will end at the whistle. If an exhibitor is taking an excessive amount of time to get to the herd after their number is called the following will occur: the Director of Judges (if the Director of Judges is not there, then a designated judge) will contact the announcer and the announcer will give the exhibitor a "second call". If the exhibitor still is not starting to the herd, a 15 second call will be given and then the time clock will be started. Special consideration will be given to exhibitors who helped the previous exhibitor in the herd.

A. Scoring

1. Each horse is required to enter the herd sufficiently deep enough to show his ability to make a cut. One such deep cut will satisfy this rule. Failure to satisfy this requirement will result in a three (3) point penalty. (a) A horse should be given credit for his ability to enter the herd quietly with very little disturbance to the herd or to the one brought out.
2. When an animal is cut from the herd, it is more desirable that it be taken toward the center of the arena, and credit will be given for same. Additional credit will be given to the horse, which drives its stock a sufficient distance from the herd to assure that the herd will not be disturbed by his work, thereby showing his ability to drive a cow.
3. Credit will be given for riding with a loose rein throughout the performance.
4. Credit will be given for setting up a cow and holding it in a working position as near the center of the arena as possible.
5. If the cutting horse or his rider creates a disturbance at any time throughout his working period, he will be penalized.
 - (a) Any noise directed by the contestant toward the cattle will be penalized one (1) point.
 - (b) Each time a horse runs into the herd, scatters the herd while working, or picks up cattle through fault of the horse, he will be penalized three (3) points
 - (c) The judge shall stop any work because of training or abuse of his horse by the contestant or disturbance of the cattle.
6. A horse will be penalized three (3) points each time the back fence actually stops or turns the animal being worked within one step (3 feet) of the fence, to be agreed on and designated by the judge or judges before the contest starts, meaning the actual fence only, no imaginary line from point to point to be considered. If any of the contestants voice any objection before the contest starts, the judge or judges shall take a vote of the contestants, and a "back fence" acceptable to the majority will be designated and used.
7. If a horse turns the wrong way with tail toward the animal being worked, an automatic score of zero (0) points will be given.
8. Spurring behind the shoulder shall not be considered a visible cue. A five (5) point penalty shall be assessed each time a horse is spurred in the shoulder.
9. A toe, foot, or stirrup on the horse's shoulder is considered a visible cue. A one (1) point penalty shall be charged for each occurrence.
10. If a horse lets an animal that he is working get back in the herd, he will be penalized five (5) points.
11. If a rider changes cattle after visibly committing to a specific cow, a five (5) point penalty will be assessed.
12. When a horse goes past an animal to the degree he loses his working advantage, he will be penalized one (1) point each time he does so.
13. Unnecessary roughness, such as a horse actually pawing, kicking or biting cattle or disobedience such as bucking, rearing or striking will be penalized five (5) points.
14. A contestant may quit an animal when it is obviously stopped, obviously turned away, or is obviously behind the turnback horses and the turnback horses are behind the time line. A contestant quitting the cow under any other circumstances is a hot quit incurring a 3 pt penalty.
15. If a horse quits a cow, a penalty of five (5) points will be assessed.
16. If a horse clears the herd with two or more cattle and fails to separate a single animal before quitting, a five (5) point penalty will be charged. There is no penalty if time expires.
17. When a contestant is thrown from a horse, or horse falls to the ground, an automatic score of (0) zero will be given.
18. Any rider who allows his/her horse to quit working or leave the working area before his/her allotted time is up will be disqualified for that go-round with no score.
19. A judge marks from 60 to 80 points. One-half points are permissible.
20. When the judge is in doubt about a penalty, the benefit always goes to the contestant.

ARTICLE 15 – RANCH CUTTING or HERD WORK - continued

A. Ranch Cutting / Herd Work Penalty Points

Herd work- Penalty Points from NRCHA 2009 Rulebook:

1 point penalties:

- A. (Miss) Loss of working advantage.
- B. Noise directed by contestant toward cattle.
- C. Working out of position.
- D. Toe, foot, or stirrup on shoulder.

3 point penalties:

- A. Hot quit.
- B. Cattle picked up/running into or scattering herd.
- C. Failure to make a deep cut.
- D. Back fence.

5 point penalties:

- A. Horse quitting a cow.
- B. Losing a cow.
- C. Changing cattle after a specific commitment.
- D. Failure to separate a single animal after leaving the herd.
- E. Blatant disobedience, defined as kicking, biting, bucking, rearing, striking, or obviously insubordinate.
- F. Spurring or hitting in front of the cinch at anytime.

-0- score:

- A. Horse turns tail.
- B. Using two hands on the reins in a bridle. (Except in Youth and Novice Non Pro classes)
- C. Fingers between the reins in a bridle.
- D. Illegal equipment.
- E. Leaving working area before time expires.
- F. Fall of horse or rider.

NOTE: A judge may blow his/her whistle at anytime to terminate the work. A score of zero will be given if the work is not complete at that time.

NOTES: