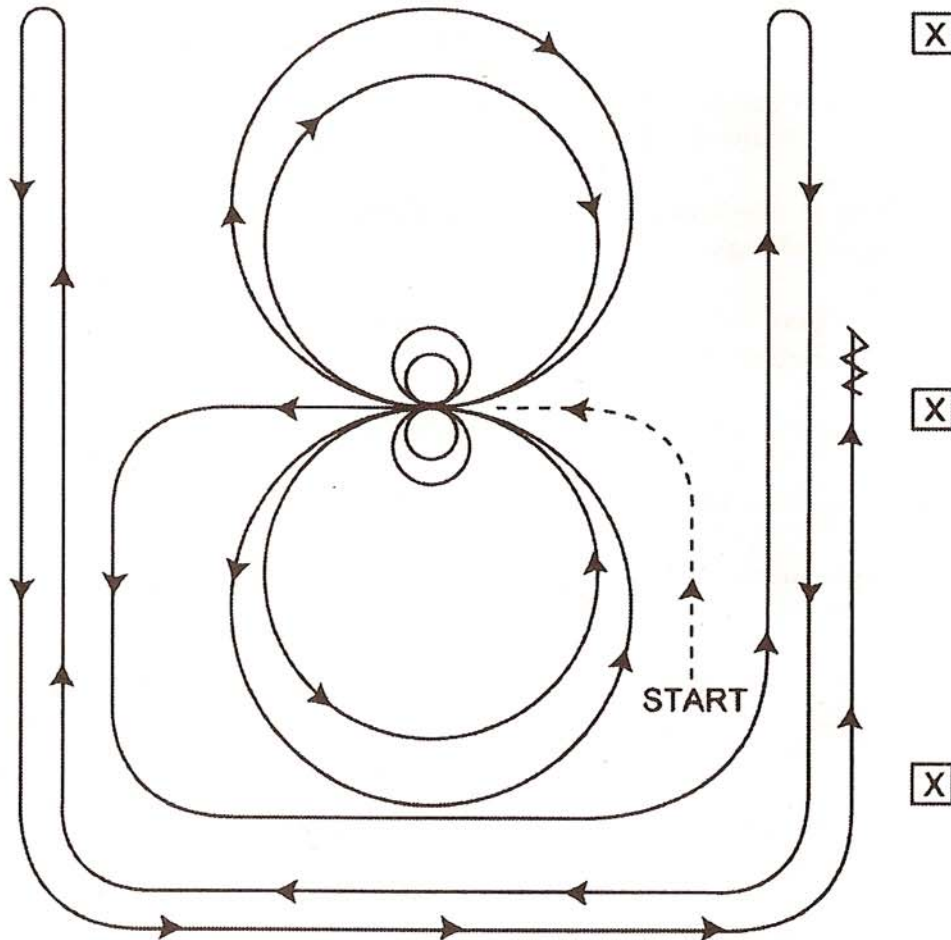


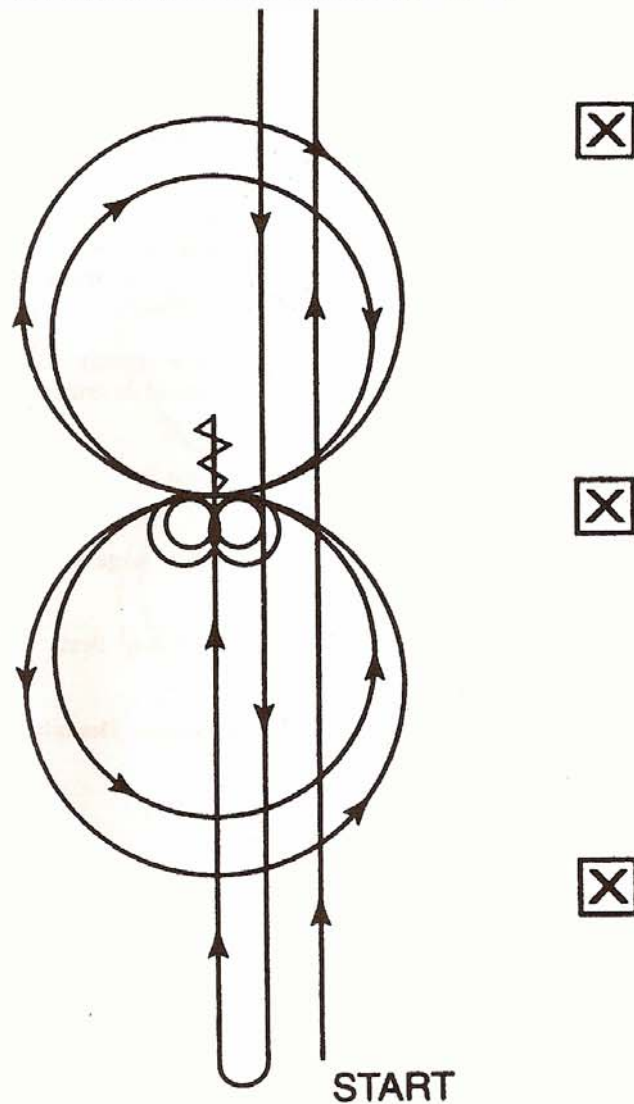
SRCHA Novice Non Pro & Youth Recommended Pattern ONE



Novice Non Pro & Youth Recommended Pattern # 1

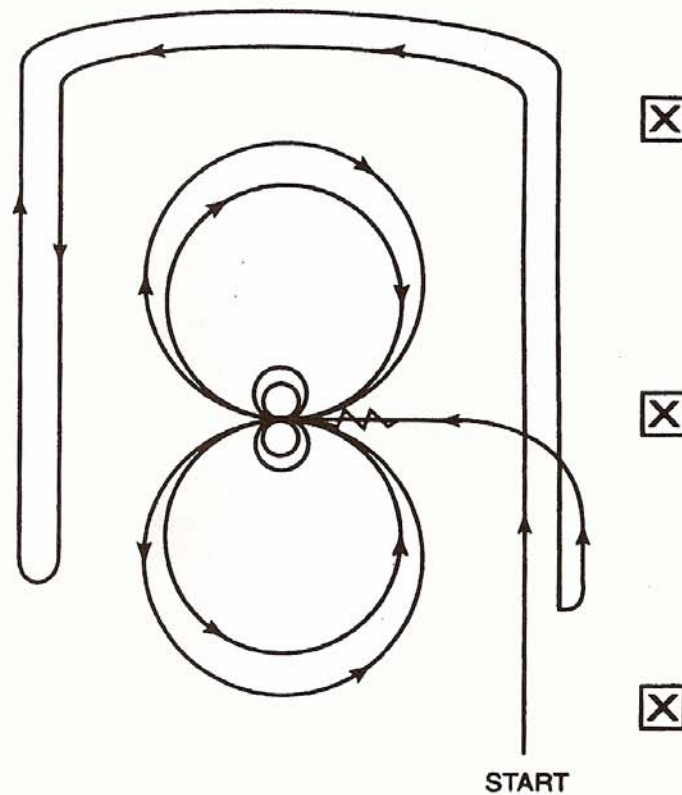
1. Proceed to center. Hesitate.
 2. Complete two circles to the left: the first circle small and slow; the second large and fast. Stop at center.
 3. Complete two full turns to the left.
 4. Complete two circles to the right: the first circle small and slow; the second circle large and fast. Stop at center.
 5. Complete two full turns to the right.
- Begin circle to the left but do not close this circle. On the left lead continue straight down and around the right side of the arena (approximately twenty (20) feet from the fence) past the end marker and come to a stop. Complete a right rollback.
6. Lope back down the side of the arena (horse should be on the right lead at this point), (approximately twenty (20) feet from the fence) around the end of the arena. Continue straight down the other side of the arena past the end marker and come to a stop. Complete a left rollback.
 7. Run back down the side of the arena (horse should be on the left lead at this point), approximately twenty (20) feet from the fence, around the end of the arena and up the other side of the arena past the center. Stop and back-up a minimum of five (5) steps in a straight line. Hesitate to complete the pattern.

SRCHA Novice Non Pro and Youth Recommended Pattern TWO



1. Start at end of arena. Run to far end of arena past marker and stop. Complete a left rollback.
2. Run to other end of arena past marker and stop. Complete a right rollback.
3. Run past the center marker and stop. Back a minimum of five steps in a straight line.
4. Complete two full turns to the right, hesitate.
5. Complete 2 1/4 turns to the left, hesitate.
6. Begin on left lead; complete two circles: the first large and fast; the second small and slow. Stop at center.
7. Complete two circles to the right: the first large and fast; the second small and slow. Stop at center. Hesitate to complete pattern.

SRCHA Novice Non Pro & Youth Pattern # Three



1. Beginning and staying at least twenty (20) feet from the wall or fence, lope straight down the right side of the arena, circle the top end of the arena on a left lead, lope straight down the opposite side (or left side) of the arena past the center marker and stop. Complete a right rollback.
2. Continue straight down the left side of the arena staying at least twenty (20) feet from the wall or fence, continue around the top of the arena on right lead, lope straight down the arena past the center marker and stop. Complete a left rollback.
3. Continue down the right side to the center marker. At center marker horse should be on left lead. Continue to center of arena on left lead.
4. Complete two circles to the left: the first large and fast; the second small and slow. Stop at center.
5. Complete two circles to the right: the first large and fast, the second small and slow. Stop at center.
6. Complete two full turns each way; either way first. Hesitate between turns.
7. Back a minimum of five steps in a straight line. Hesitate to show completion of pattern.