

SRCHA Show Location & Date: Lumsden May 6-7

HERDWORK / RANCH CUTTING – Division: **Open Bridle Horse**

Saturday :

Rider	Horse	Total Score	Place	\$ won	Env
Brenda Clemens	Party By Boonlight	69	2	24	✓
Tara Shinkewski	Stitch	70	1	36	✓
Nanette Choquer	HA IM the CEO				

Day ONE: Jackpot Calculations*: entries X add back\$ + added money = \$ _____

Jackpot [X \$30 + \$ = \$ 60]

Sunday :

Rider	Horse	Total Score	Place	\$ won	Env
Nanette Choquer	HA IM the CEO				
Tara Shinkewski	Stitch	70	1	36	✓
Brenda Clemens	Party By Boonlight	69	2	24	✓

Day TWO: Jackpot Calculations*: entries X add back\$ + added money = \$ _____

Jackpot [X \$30 + \$ = \$]

Youth classes: \$10/rider to jackpot/day

Novice Rein/Box and Novice Non Pro: \$20/rider to jackpot/day

All other divisions: \$30/rider to jackpot/day

*Count jackpot add-back money from division entry/entries that is NOT competing in the element, when the entry has been paid for in the division for that day. Such entry/entries are to be marked in with the strike-through text, and are NOT announced in the order of go of riders.

Entries	% Payouts	Entries	% Payouts
1	100%	4 - 13	40% 30% 20% 10%
2	60% 40%	14 and over (to 5th place)	34% 27% 20% 10% 9%
3	50% 30% 20%		

SRCHA Show Location & Date: Lumsden - May 6-7

WORKING COW HORSE – Division: **Open Bridle Horse**

Saturday :

Rider	Horse	Rein Score	Fence Score	Total Score	Place	\$ won	Env
Brenda Clemens	Party By Boonlight	68.5	65.5	134	2	24	✓
Tara Shinkewski	Stitch	68.5	69	137.5	1	36	✓
Nanette Choquer	HA IM the CEO						

Day ONE: Jackpot Calculations*: entries X add back\$ + added money = \$ _____
 Jackpot [___ X \$30 + \$ ___ = \$ 60]

Sunday :

Rider	Horse	Rein Score	Fence Score	Total Score	Place	\$ won	Env
Nanette Choquer	HA IM the CEO						
Tara Shinkewski	Stitch	70	66	136	2	24	✓
Brenda Clemens	Party By Boonlight	69	68.5	137.5	1	36	✓

Day TWO: Jackpot Calculations*: entries X add back\$ + added money = \$ _____
 Jackpot [___ X \$30 + \$ ___ = \$ _____]

Youth classes: \$10/rider to jackpot/day

Novice Rein/Box and Novice Non Pro: \$20/rider to jackpot/day

All other divisions: \$30/rider to jackpot/day

*Count jackpot add-back money from division entry/entries that is NOT competing in the element, when the entry has been paid for in the division for that day. Such entry/entries are to be marked in with the strike-through text, and are NOT announced in the order of go of riders.

Entries	% Payouts	Entries	% Payouts
1	100%	4 - 13	40% 30% 20% 10%
2	60% 40%	14 and over (to 5th place)	34% 27% 20% 10% 9%
3	50% 30% 20%		

SRCHA Show Location & Date: Lumsden May 6-7

HERDWORK / RANCH CUTTING – Division: 3 Yr Old Snaffle Bit

Saturday :

Rider	Horse	Score	Place	\$ won	Env
Donna Reid	Stylin Sweet Dreams	60	1	30	✓

Day ONE: Jackpot Calculations*: entries X add back\$ + added money = \$ _____

Jackpot [___ X \$30 + \$ ___ = \$ _____]

Sunday :

Rider	Horse	Score	Place	\$ won	Env
Donna Reid	Stylin Sweet Dreams	64	1	30	✓

Day TWO: Jackpot Calculations*: entries X add back\$ + added money = \$ _____

Jackpot [___ X \$30 + \$ ___ = \$ _____]

Youth classes: \$10/rider to jackpot/day

Novice Rein/Box and Novice Non Pro: \$20/rider to jackpot/day

All other divisions: \$30/rider to jackpot/day

*Count jackpot add-back money from division entry/entries that is NOT competing in the element, when the entry has been paid for in the division for that day. Such entry/entries are to be marked in with the strike-through text, and are NOT announced in the order of go of riders.

Entries	% Payouts	Entries	% Payouts
1	100%	4 - 13	40% 30% 20% 10%
2	60% 40%	14 and over (to 5th place)	34% 27% 20% 10% 9%
3	50% 30% 20%		

SRCHA Show Location & Date: Lumsden - May 6-7

WORKING COWHORSE – Division: **3 Yr Old Snaffle Bit**

Saturday :

Rider	Horse	Rein Score	Fence Score	Total Score	Place	\$ won	Env
Donna Reid	Stylin Sweet Dreams	60	62	122	1	30	✓

Day ONE: Jackpot Calculations*: entries X add back\$ + added money = \$_____

Jackpot [___ X \$30 + \$ ___ = \$ _____]

Sunday :

Rider	Horse	Rein Score	Fence Score	Total Score	Place	\$ won	Env
Donna Reid	Stylin Sweet Dreams	0	65	65	1	30	✓

Day TWO: Jackpot Calculations*: entries X add back\$ + added money = \$_____

Jackpot [___ X \$30 + \$ ___ = \$ _____]

Youth classes: \$10/rider to jackpot/day

Novice Rein/Box and Novice Non Pro: \$20/rider to jackpot/day

All other divisions: \$30/rider to jackpot/day

*Count jackpot add-back money from division entry/entries that is NOT competing in the element, when the entry has been paid for in the division for that day. Such entry/entries are to be marked in with the strike-through text, and are NOT announced in the order of go of riders.

Entries	% Payouts	Entries	% Payouts
1	100%	4 - 13	40% 30% 20% 10%
2	60% 40%	14 and over (to 5th place)	34% 27% 20% 10% 9%
3	50% 30% 20%		

SRCHA Show Location & Date: Lumsden May 6-7

HERDWORK / RANCH CUTTING – Division: **Youth 10-13**

Saturday :

Rider	Horse	Total Score	Place	\$ won	Env
Mykenna Rose	Wright on N Free	68	2	9	✓
Aatlee Winter	Two Smart To Crack	60	3	6	✓
Karlee Sauer	Sonitacat	70	1	15	✓

Day ONE: Jackpot Calculations*: entries X add back\$ + added money = \$_____

Jackpot [___ X \$10 + \$___ = \$ 30]

Note: May want to leave the cheque blank or make out to the parent.

Sunday :

Rider	Horse	Total Score	Place	\$ won	Env
Karlee Sauer	Sonitacat	70	1	15	✓
Aatlee Winter	Two Smart To Crack	64	2	9	✓
Mykenna Rose	Wright on N Free	63	3	6	✓

Day TWO: Jackpot Calculations*: entries X add back\$ + added money = \$_____

Jackpot [___ X \$10 + \$___ = \$ 30]

Note: May want to leave the cheque blank or make out to the parent.

Youth classes: \$10/rider to jackpot/day
 Novice Rein/Box and Novice Non Pro: \$20/rider to jackpot/day
 All other divisions: \$30/rider to jackpot/day

*Count jackpot add-back money from division entry/entries that is NOT competing in the element, when the entry has been paid for in the division for that day. Such entry/entries are to be marked in with the strike-through text, and are NOT announced in the order of go of riders.

Entries	% Payouts	Entries	% Payouts
1	100%	4 - 13	40% 30% 20% 10%
2	60% 40%	14 and over (to 5th place)	34% 27% 20% 10% 9%
3	50% 30% 20%		

SRCHA Show Location & Date: Lumsden May 6-7

WORKING COW HORSE – Division: Youth 10 -13

Saturday :

Rider	Horse	Rein Score	Fence Score	Total Score	Place	\$ won	Env
Mykenna Rose	Wright on N Free	63.5	68	131.5	3	6	✓
Aatlee Winter	Two Smart To Crack	67	71	138	1	10.50	✓
Karlee Sauer	Sonitacat	68	70	138	1	10.50	✓

Day ONE: Jackpot Calculations*: entries X add back\$ + added money = \$ _____

Jackpot [___ X \$10 + \$ ___ = \$ 30]

Note: May want to leave the cheque blank or make out to the parent.

Sunday :

Rider	Horse	Rein Score	Fence Score	Total Score	Place	\$ won	Env
Karlee Sauer	Sonitacat	68.5	71	139.5	1	15	✓
Aatlee Winter	Two Smart To Crack	64.5	70	134.5	3	6	✓
Mykenna Rose	Wright on N Free	69	69	138	2	9	✓

Day TWO: Jackpot Calculations*: entries X add back\$ + added money = \$ _____

Jackpot [___ X \$10 + \$ ___ = \$ 30]

Note: May want to leave the cheque blank or make out to the parent.

Youth classes: \$10/rider to jackpot/day

Novice Rein/Box and Novice Non Pro: \$20/rider to jackpot/day

All other divisions: \$30/rider to jackpot/day

*Count jackpot add-back money from division entry/entries that is NOT competing in the element, when the entry has been paid for in the division for that day. Such entry/entries are to be marked in with the strike-through text, and are NOT announced in the order of go of riders.

Entries	% Payouts	Entries	% Payouts
1	100%	4 - 13	40% 30% 20% 10%
2	60% 40%	14 and over (to 5th place)	34% 27% 20% 10% 9%
3	50% 30% 20%		

SRCHA Show Location & Date: Lumsden May 6-7

HERDWORK / RANCH CUTTING – Division: **Youth 14-18**

Saturday :

Rider	Horse	Total Score	Place	\$ won	Env
Aysia Petersen	Oakridge Nu Kidd	60	3	6	✓
Jessica Frehlich	MTR Sir Quincy Nic	67.5	1	15	✓
Natalie Nichol	Triple Frosty Tracks	63	2	9	✓

Day ONE: Jackpot Calculations*: entries X add back\$ + added money = \$ _____

Jackpot [___ X \$10 + \$ ___ = \$ 30]

Sunday :

Rider	Horse	Total Score	Place	\$ won	Env
Natalie Nichol	Triple Frosty Tracks	64	3	6	✓
Jessica Frehlich	MTR Sir Quincy Nic	69	2	9	✓
Aysia Petersen	Oakridge Nu Kidd	71	1	15	✓

Day TWO: Jackpot Calculations*: entries X add back\$ + added money = \$ _____

Jackpot [___ X \$10 + \$ ___ = \$ 30]

- Youth classes: \$10/rider to jackpot/day
- Novice Rein/Box and Novice Non Pro: \$20/rider to jackpot/day
- All other divisions: \$30/rider to jackpot/day

*Count jackpot add-back money from division entry/entries that is NOT competing in the element, when the entry has been paid for in the division for that day. Such entry/entries are to be marked in with the strike-through text, and are NOT announced in the order of go of riders.

Entries	% Payouts	Entries	% Payouts
1	100%	4 - 13	40% 30% 20% 10%
2	60% 40%	14 and over (to 5th place)	34% 27% 20% 10% 9%
3	50% 30% 20%		

SRCHA Show Location & Date: Lumsden May 6-7

WORKING COW HORSE – Division: **Youth 14 - 18**

Saturday :

Rider	Horse	Rein Score	Fence Score	Total Score	Place	\$ won	Env
Aysia Petersen	Oakridge Nu Kidd	67.5	66.5	134	2	9	✓
Jessica Frehlich	MTR Sir Quincy Nic	73	73	146	1	15	✓
Natalie Nichol	Triple Frosty Tracks	64	69	133	3	6	✓

Day ONE: Jackpot Calculations*: entries X add back\$ + added money = \$ _____

Jackpot [___ X \$10 + \$ ___ = \$ 30]

Sunday :

Rider	Horse	Rein Score	Fence Score	Total Score	Place	\$ won	Env
Natalie Nichol	Triple Frosty Tracks	65	63	128	2	9	✓
Jessica Frehlich	MTR Sir Quincy Nic	72	66.5	138.5	1	15	✓
Aysia Petersen	Oakridge Nu Kidd	64.5	60	124.5	3	6	✓

Day TWO: Jackpot Calculations*: entries X add back\$ + added money = \$ _____

Jackpot [___ X \$10 + \$ ___ = \$ 30]

Youth classes: \$10/rider to jackpot/day

Novice Rein/Box and Novice Non Pro: \$20/rider to jackpot/day

All other divisions: \$30/rider to jackpot/day

*Count jackpot add-back money from division entry/entries that is NOT competing in the element, when the entry has been paid for in the division for that day. Such entry/entries are to be marked in with the strike-through text, and are NOT announced in the order of go of riders.

Entries	% Payouts	Entries	% Payouts
1	100%	4 - 13	40% 30% 20% 10%
2	60% 40%	14 and over (to 5th place)	34% 27% 20% 10% 9%
3	50% 30% 20%		

SRCHA Show Location & Date: Lumsden May 6-7

HERDWORK / RANCH CUTTING – Division: **5000 Limit Non Pro Rider**

Saturday :

Rider	Horse	Total Score	Place	\$ won	Env
Gary Shinkewski	Nimble Footwork	70	1	45	✓
Phillip Brundage	Oakridge Playboy Doc	64	2	27	✓
Darlene Tingtved	Blackberry Boonshine	63	3	18	✓

Day ONE: Jackpot Calculations*: entries X add back\$ + added money = \$ _____
 Jackpot [X \$30 + \$ = \$ 90]

Sunday :

Rider	Horse	Total Score	Place	\$ won	Env
Darlene Tingtved	Blackberry Boonshine	64	1	36	✓
Phillip Brundage	Oakridge Playboy Doc	63	3	18	✓
Gary Shinkewski	Nimble Footwork	64	1	36	✓

Day TWO: Jackpot Calculations*: entries X add back\$ + added money = \$ _____
 Jackpot [X \$30 + \$ = \$ 90]

Youth classes: \$10/rider to jackpot/day
 Novice Rein/Box and Novice Non Pro: \$20/rider to jackpot/day
 All other divisions: \$30/rider to jackpot/day

*Count jackpot add-back money from division entry/entries that is NOT competing in the element, when the entry has been paid for in the division for that day. Such entry/entries are to be marked in with the strike-through text, and are NOT announced in the order of go of riders.

Entries	% Payouts	Entries	% Payouts
1	100%	4 - 13	40% 30% 20% 10%
2	60% 40%	14 and over (to 5th place)	34% 27% 20% 10% 9%
3	50% 30% 20%		

SRCHA Show Location & Date: Lumsden May 6-7

WORKING COW HORSE – Division: 5000 Limit Non Pro Rider

Saturday :

Rider	Horse	Rein Score	Fence Score	Total Score	Place	\$ won	Env
Gary Shinkewski	Nimble Footwork	69.5	62.5	132	3	45.18	✓
Phillip Brundage	Oakridge Playboy Doc	68.5	67	135.5	1	77.45	✓
Darlene Tingtved	Blackberry Boonshine	68.5	65.5	134	2	27.27	✓

Day ONE: Jackpot Calculations*: entries X add back\$ + added money = \$ _____

Jackpot [___ X \$30 + \$ ___ = \$ 90]

Sunday :

Rider	Horse	Rein Score	Fence Score	Total Score	Place	\$ won	Env
Darlene Tingtved	Blackberry Boonshine	68	64	132	2	27	✓
Phillip Brundage	Oakridge Playboy Doc	64.5	66.5	131	3	18	✓
Gary Shinkewski	Nimble Footwork	72.5	65.5	138	1	45	✓

Day TWO: Jackpot Calculations*: entries X add back\$ + added money = \$ _____

Jackpot [___ X \$30 + \$ ___ = \$ 90]

Youth classes: \$10/rider to jackpot/day


Novice Rein/Box and Novice Non Pro: \$20/rider to jackpot/day

All other divisions: \$30/rider to jackpot/day

*Count jackpot add-back money from division entry/entries that is NOT competing in the element, when the entry has been paid for in the division for that day. Such entry/entries are to be marked in with the strike-through text, and are NOT announced in the order of go of riders.

Entries	% Payouts	Entries	% Payouts
1	100%	4 - 13	40% 30% 20% 10%
2	60% 40%	14 and over (to 5th place)	34% 27% 20% 10% 9%
3	50% 30% 20%		

SRCHA Show Location & Date: Lumsden May 6-7



HERDWORK / RANCH CUTTING – Division: **Open Rein Box**

Saturday :

Rider	Horse	Total Score	Place	\$ won	Env
Sandi Marchant	Cedarlea Closin Shine	64	1	20.	✓

Day ONE: Jackpot Calculations*: entries X add back\$ + added money = \$ _____
 Jackpot [X \$20 + \$ = \$]

Sunday :

Rider	Horse	Total Score	Place	\$ won	Env
Sandi Marchant	Cedarlea Closin Shine	70	1	20	✓


Day TWO: Jackpot Calculations*: entries X add back\$ + added money = \$ _____
 Jackpot [X \$20 + \$ = \$]

Youth classes: \$10/rider to jackpot/day
 Novice Rein/Box and Novice Non Pro: \$20/rider to jackpot/day
 All other divisions: \$30/rider to jackpot/day

*Count jackpot add-back money from division entry/entries that is NOT competing in the element, when the entry has been paid for in the division for that day. Such entry/entries are to be marked in with the strike-through text, and are NOT announced in the order of go of riders.

Entries	% Payouts	Entries	% Payouts
1	100%	4 - 13	40% 30% 20% 10%
2	60% 40%	14 and over (to 5th place)	34% 27% 20% 10% 9%
3	50% 30% 20%		

SRCHA Show Location & Date: Lumsden May 6-7



WORKING COW HORSE – Division: **Open Rein-Box**

Saturday :

Rider	Horse	Rein Score	Fence Score	Total Score	Place	\$ won	Env
Sandi Marchant	Cedarlea Closin Shine	67.5	72	139.5	1	20	✓

Day ONE: Jackpot Calculations*: entries X add back\$ + added money = \$ _____

Jackpot [X \$20 + \$ = \$]

Sunday :

Rider	Horse	Rein Score	Fence Score	Total Score	Place	\$ won	Env
Sandi Marchant	Cedarlea Closin Shine	71.5	70	141.5	1	20	✓

Day TWO: Jackpot Calculations*: entries X add back\$ + added money = \$ _____

Jackpot [X \$20 + \$ = \$]

Youth classes: \$10/rider to jackpot/day

Novice Rein/Box and Novice Non Pro: \$20/rider to jackpot/day

All other divisions: \$30/rider to jackpot/day

*Count jackpot add-back money from division entry/entries that is NOT competing in the element, when the entry has been paid for in the division for that day. Such entry/entries are to be marked in with the strike-through text, and are NOT announced in the order of go of riders.

Entries	% Payouts	Entries	% Payouts
1	100%	4 - 13	40% 30% 20% 10%
2	60% 40%	14 and over (to 5th place)	34% 27% 20% 10% 9%
3	50% 30% 20%		

SRCHA Show Location & Date: Lumsden May 6-7

HERDWORK / RANCH CUTTING – Division: 4 & 5 year old Hackamore/Snaffle Bit

Saturday :

Rider	Horse	Total Score	Place	\$ won	Env
Blair Marchant	Sweet Donna Rey	70	3	42	✓
Kim Rose	Shine	60			
Mandi Quarn	Hotter in Time	71	2	63	✓
Charisse Kirby	Dox Little Solanos	60			
Karl Siemens	Chicalena Rey	72	1	84	✓
Russell Frehlich	Dry Doc Katie	63	4	21	✓
Sydney Harrison	Bettinonadiamond	62			

Day ONE: Jackpot Calculations*: entries X add back\$ + added money = \$ _____

Jackpot [7 X \$30 + \$ ____ = \$ 210]

Sunday :

Rider	Horse	Total Score	Place	\$ won	Env
Karl Siemens	Chicalena Rey	71	3	30	✓
Charisse Kirby	Dox Little Solanos	64			
Mandi Quam	Hotter in Time	72	1	60	✓
Kim Rose	Shine	68	4	15	✓
Blair Marchant	Sweet Donna Rey	71.5	2	45	✓

Day TWO: Jackpot Calculations*: entries X add back\$ + added money = \$ _____

Jackpot [5 X \$30 + \$ ____ = \$ 150]

Youth classes: \$10/rider to jackpot/day

Novice Rein/Box and Novice Non Pro: \$20/rider to jackpot/day

All other divisions: \$30/rider to jackpot/day

*Count jackpot add-back money from division entry/entries that is NOT competing in the element, when the entry has been paid for in the division for that day. Such entry/entries are to be marked in with the strike-through text, and are NOT announced in the order of go of riders.

Entries	% Payouts	Entries	% Payouts
1	100%	4 - 13	40% 30% 20% 10%
2	60% 40%	14 and over (to 5th place)	34% 27% 20% 10% 9%
3	50% 30% 20%		

SRCHA Show Location & Date: Lumsden May 6-7

WORKING COW HORSE – Division: 4 & 5 Year Old Snaffle/ Hackamore

Saturday :

Rider	Horse	Rein Score	Fence Score	Total Score	Place	\$ won	Env
Blair Marchant	Sweet Donna Rey	67.5	63	130.5	4	24	✓
Kim Rose	Shine	68.5	60	128.5			
Mandi Quam	Hotter in Time	69	63	132	3	48	✓
Charisse Kirby	Dox Little Solanos	60	60	120			
Karl Siemens	Chicalena Rey	69	68.5	137.5	2	72	✓
Russell Frehlich	Dry Doc Katie	60	62	122			
Sydney Harrison	Bettinonadiamond	68.5	69.5	138	1	96	✓
Jessica Wruck	This Cat Talks Cash	65	0	65			

Day ONE: Jackpot Calculations*: entries X add back\$ + added money = \$ _____

Jackpot [8 X \$30 + \$ _____ = \$ 240]

Sunday :

Rider	Horse	Rein Score	Fence Score	Total Score	Place	\$ won	Env
Karl Siemens	Chicalena Rey	67	71	138	2	45	✓
Charisse Kirby	Dox Little Solanos	0	68.5	68.5			
Mandi Quam	Hotter in Time	68	65	133	3	30	✓
Kim Rose	Shine	71.5	68	139.5	1	60	✓
Blair Marchant	Sweet Donna Rey	64	66	130	4	15	✓

Day TWO: Jackpot Calculations*: entries X add back\$ + added money = \$ _____

Jackpot [5 X \$30 + \$ _____ = \$ 150]

Youth classes: \$10/rider to jackpot/day

Novice Rein/Box and Novice Non Pro: \$20/rider to jackpot/day

All other divisions: \$30/rider to jackpot/day

*Count jackpot add-back money from division entry/entries that is NOT competing in the element, when the entry has been paid for in the division for that day. Such entry/entries are to be marked in with the strike-through text, and are NOT announced in the order of go of riders.

Entries	% Payouts	Entries	% Payouts
1	100%	4 - 13	40% 30% 20% 10%
2	60% 40%	14 and over (to 5th place)	34% 27% 20% 10% 9%
3	50% 30% 20%		

SRCHA Show Location & Date: Lumsden May 6-7

HERDWORK / RANCH CUTTING – Division: **Non Pro Rider 5000+**

Saturday :

Rider	Horse	Total Score	Place	\$ won	Env
Brian Braun	Shiney Golden Gun				
Donna Reid	Arosearey	70	1	30	✓
Tracy Brand	Hay Sweet Freya	68	2	24	✓

Day ONE: Jackpot Calculations*: entries X add back\$ + added money = \$ _____
 Jackpot [___ X \$30 + \$ ___ = \$ 60]

Sunday :

Rider	Horse	Total Score	Place	\$ won	Env
Tracy Brand	Hay Sweet Freya	71	1	30	✓
Donna Reid	Arosearey	69	2	24	✓
Brian Braun	Shiney Golden Gun				

Day TWO: Jackpot Calculations*: entries X add back\$ + added money = \$ _____
 Jackpot [___ X \$30 + \$ ___ = \$ _____]

Youth classes: \$10/rider to jackpot/day
 Novice Rein/Box and Novice Non Pro: \$20/rider to jackpot/day
 All other divisions: \$30/rider to jackpot/day

*Count jackpot add-back money from division entry/entries that is NOT competing in the element, when the entry has been paid for in the division for that day. Such entry/entries are to be marked in with the strike-through text, and are NOT announced in the order of go of riders.

Entries	% Payouts	Entries	% Payouts
1	100%	4 - 13	40% 30% 20% 10%
2	60% 40%	14 and over (to 5th place)	34% 27% 20% 10% 9%
3	50% 30% 20%		

SRCHA Show Location & Date: Lumsden May 6-7

WORKING COW HORSE -- Division: **Non Pro 5000+**

Saturday :

Rider	Horse	Rein Score	Fence Score	Total Score	Place	\$ won	Env
Brian Braun	Shiney Golden Gun						
Donna Reid	Arosearey	65.5	68	133.5	2	24	✓
Tracy Brand	Hay Sweet Freya	72	70	142	1	36	✓

Day ONE: Jackpot Calculations*: entries X add back\$ + added money = \$ _____
 Jackpot [X \$30 + \$ = \$ 60]

Sunday :

Rider	Horse	Rein Score	Fence Score	Total Score	Place	\$ won	Env
Tracy Brand	Hay Sweet Freya	70	62	132	2	24	✓
Donna Reid	Arosearey	70	63	133	1	36	✓
Brian Braun	Shiney Golden Gun						

Day TWO: Jackpot Calculations*: entries X add back\$ + added money = \$ _____
 Jackpot [X \$30 + \$ = \$ 60]

Youth classes: \$10/rider to jackpot/day
 Novice Rein/Box and Novice Non Pro: \$20/rider to jackpot/day
 All other divisions: \$30/rider to jackpot/day

*Count jackpot add-back money from division entry/entries that is NOT competing in the element, when the entry has been paid for in the division for that day. Such entry/entries are to be marked in with the strike-through text, and are NOT announced in the order of go of riders.

Entries	% Payouts	Entries	% Payouts
1	100%	4 - 13	40% 30% 20% 10%
2	60% 40%	14 and over (to 5th place)	34% 27% 20% 10% 9%
3	50% 30% 20%		

SRCHA Show Location & Date: Lumsden May 6-7

HERDWORK / RANCH CUTTING – Division: 2500 Limit Non Pro Rider

Saturday :

Rider	Horse	Total Score	Place	\$ won	Env
Katlyn McDougal	Duallys Silver Gun	70	1	36	✓
Naomi Strumberg	Miss Whiz to You	62	2	24	✓

Day ONE: Jackpot Calculations*: entries X add back\$ + added money = \$ _____
 Jackpot [___ X \$30 + \$ ___ = \$ 60]

Sunday :

Rider	Horse	Total Score	Place	\$ won	Env
Naomi Strumberg	Miss Whiz to You	60	2	24	✓
Katlyn McDougal	Duallys Silver Gun	69	1	36	✓

Day TWO: Jackpot Calculations*: entries X add back\$ + added money = \$ _____
 Jackpot [___ X \$30 + \$ ___ = \$ 60]

Youth classes: \$10/rider to jackpot/day
 Novice Rein/Box and Novice Non Pro: \$20/rider to jackpot/day
 All other divisions: \$30/rider to jackpot/day

*Count jackpot add-back money from division entry/entries that is NOT competing in the element, when the entry has been paid for in the division for that day. Such entry/entries are to be marked in with the strike-through text, and are NOT announced in the order of go of riders.

Entries	% Payouts	Entries	% Payouts
1	100%	4 - 13	40% 30% 20% 10%
2	60% 40%	14 and over (to 5th place)	34% 27% 20% 10% 9%
3	50% 30% 20%		

SRCHA Show Location & Date: Lumsden May 6-7

WORKING COW HORSE – Division: 2500 Limit Non Pro Rider

Saturday :

Rider	Horse	Rein Score	Fence Score	Total Score	Place	\$ won	Env
Katlyn McDougal	Duallys Silver Gun	65.5	64	129.5	2	24	✓
Naomi Strumberg	Miss Whiz to You	71	69	140	1	36	✓

Day ONE: Jackpot Calculations*: entries X add back\$ + added money = \$_____

Jackpot [___ X \$30 + \$___ = \$_____]

Sunday :

Rider	Horse	Rein Score	Fence Score	Total Score	Place	\$ won	Env
Naomi Strumberg	Miss Whiz to You	70	65.5	135.5	1	36	✓
Katlyn McDougal	Duallys Silver Gun	66.5	66.5	133	2	24	✓

Day TWO: Jackpot Calculations*: entries X add back\$ + added money = \$_____

Jackpot [___ X \$30 + \$___ = \$_____]

Youth classes: \$10/rider to jackpot/day

Novice Rein/Box and Novice Non Pro: \$20/rider to jackpot/day

All other divisions: \$30/rider to jackpot/day

*Count jackpot add-back money from division entry/entries that is NOT competing in the element, when the entry has been paid for in the division for that day. Such entry/entries are to be marked in with the strike-through text, and are NOT announced in the order of go of riders.

Entries	% Payouts	Entries	% Payouts
1	100%	4 - 13	40% 30% 20% 10%
2	60% 40%	14 and over (to 5th place)	34% 27% 20% 10% 9%
3	50% 30% 20%		

SRCHA Show Location & Date: Lumsden May 6-7

HERDWORK / RANCH CUTTING – Division: 500 Limit Novice Non Pro Rider

Saturday :

Rider	Horse	Total Score	Place	\$ won	Env
Chelsea Uhl	Diamonds Golden Gun	63	2	18	✓
Diane Ermel	Little Baggin Image	62.5	3	612	✓
Shelly Fohuse	Macs Levi Jet	65	1	30	✓

Day ONE: Jackpot Calculations*: entries X add back\$ + added money = \$ _____

Jackpot [$\frac{20}{20} \times \$20 + \$$ = \$ 60]

Sunday :

Rider	Horse	Total Score	Place	\$ won	Env
Shelly Fohuse	Macs Levi Jet	69	2	18	✓
Diane Ermel	Little Baggin Image	64	3	12	✓
Chelsea Uhl	Diamonds Golden Gun	70	1	30	✓

Day TWO: Jackpot Calculations*: entries X add back\$ + added money = \$ _____

Jackpot [$\frac{20}{20} \times \$30 + \$$ = \$ 60]

Youth classes: \$10/rider to jackpot/day

Novice Rein/Box and Novice Non Pro: \$20/rider to jackpot/day

All other divisions: \$30/rider to jackpot/day

*Count jackpot add-back money from division entry/entries that is NOT competing in the element, when the entry has been paid for in the division for that day. Such entry/entries are to be marked in with the strike-through text, and are NOT announced in the order of go of riders.

Entries	% Payouts	Entries	% Payouts
1	100%	4 - 13	40% 30% 20% 10%
2	60% 40%	14 and over (to 5th place)	34% 27% 20% 10% 9%
3	50% 30% 20%		

SRCHA Show Location & Date: Lumsden May 6-7

WORKING COW HORSE – Division: **500 Limit Novice Non Pro Rider**

Saturday :

Rider	Horse	Rein Score	Fence Score	Total Score	Place	\$ won	Env
Chelsea Uhl	Diamonds Golden Gun	0	66	66	3	12	✓
Diane Ermel	Little Baggin Image	60	63	123	2	18	✓
Shelly Fohse	Macs Levi Jet	62.5	63	125.5	1	30	✓

Day ONE: Jackpot Calculations*: entries X add back\$ + added money = \$ _____

Jackpot [20 X \$30 + \$ 60 = \$ 60]

Sunday :

Rider	Horse	Rein Score	Fence Score	Total Score	Place	\$ won	Env
Shelly Fohse	Macs Levi Jet	64	63.5	127.5	3	12	✓
Diane Ermel	Little Baggin Image	68.5	62.5	131	2	18	✓
Chelsea Uhl	Diamonds Golden Gun	68	68	136	1	30	✓

Day TWO: Jackpot Calculations*: entries X add back\$ + added money = \$ _____

Jackpot [20 X \$30 + \$ 60 = \$ 60]

Youth classes: \$10/rider to jackpot/day

Novice Rein/Box and Novice Non Pro: \$20/rider to jackpot/day

All other divisions: \$30/rider to jackpot/day

*Count jackpot: add-back money from division entry/entries that is NOT competing in the element, when the entry has been paid for in the division for that day. Such entry/entries are to be marked in with the strike-through text, and are NOT announced in the order of go of riders.

Entries	% Payouts	Entries	% Payouts
1	100%	4 - 13	40% 30% 20% 10%
2	60% 40%	14 and over (to 5th place)	34% 27% 20% 10% 9%
3	50% 30% 20%		

SRCHA Show Location & Date: Lumsden May 6-7


HERDWORK / RANCH CUTTING -- Division: **\$1000 Limit Rein Box**

Saturday :

Rider	Horse	Total Score	Place	\$ won	Env
Avary Olasz	Olenas Miss It	64	1	30	✓
Michael Hoffort	Dark and Stormy	60	3	12	✓
Sharon Medak	ClassySip O Whiskey	63.5	2	18	✓

Day ONE: Jackpot Calculations*: entries X add back\$ + added money = \$ _____

Jackpot [3 X \$20 + \$ ____ = \$ 60]



Sunday :

Rider	Horse	Total Score	Place	\$ won	Env
Sharon Medak	ClassySip O Whiskey	63	3	12	✓
Michael Hoffort	Dark and Stormy	70	1	30	✓
Avary Olasz	Olenas Miss It	68	2	18	✓

Day TWO: Jackpot Calculations*: entries X add back\$ + added money = \$ _____

Jackpot [___ X \$20 + \$ ____ = \$ ____]

Youth classes: \$10/rider to jackpot/day


Novice Rein/Box and Novice Non Pro: \$20/rider to jackpot/day

All other divisions: \$30/rider to jackpot/day

*Count jackpot add-back money from division entry/entries that is NOT competing in the element, when the entry has been paid for in the division for that day. Such entry/entries are to be marked in with the strike-through text, and are NOT announced in the order of go of riders.

Entries	% Payouts	Entries	% Payouts
1	100%	4 - 13	40% 30% 20% 10%
2	60% 40%	14 and over (to 5th place)	34% 27% 20% 10% 9%
3	50% 30% 20%		

SRCHA Show Location & Date: Lumsden May 6-7



WORKING COW HORSE – Division: \$1000 Limit Rein-Box

Saturday :

Rider	Horse	Rein Score	Fence Score	Total Score	Place	\$ won	Env
Avary Olasz	Olenas Miss It	67	71	138	2	18	✓
Michael Hoffort	Dark and Stormy	68.5	70	138.5	1	30	✓
Sharon Medak	ClassySip O Whiskey	61.5	68.5	130	3	12	✓

Day ONE: Jackpot Calculations*: entries X add back\$ + added money = \$ _____

Jackpot [X \$20 + \$ = \$ 60]

Sunday :

Rider	Horse	Rein Score	Fence Score	Total Score	Place	\$ won	Env
Sharon Medak	ClassySip O Whiskey	0	70	70	3	12	✓
Michael Hoffort	Dark and Stormy	68.5	69	137.5	2	18	✓
Avary Olasz	Olenas Miss It	69.5	69.5	139	1	30	✓

Day TWO: Jackpot Calculations*: entries X add back\$ + added money = \$ _____

Jackpot [X \$20 + \$ = \$ 60]

Youth classes: \$10/rider to jackpot/day

Novice Rein/Box and Novice Non Pro: \$20/rider to jackpot/day

All other divisions: \$30/rider to jackpot/day

*Count jackpot add-back money from division entry/entries that is NOT competing in the element, when the entry has been paid for in the division for that day. Such entry/entries are to be marked in with the strike-through text, and are NOT announced in the order of go of riders.

Entries	% Payouts	Entries	% Payouts
1	100%	4 - 13	40% 30% 20% 10%
2	60% 40%	14 and over (to 5th place)	34% 27% 20% 10% 9%
3	50% 30% 20%		

SRCHA Show Location & Date: Lumsden May 6-7

HERDWORK / RANCH CUTTING – Division: **Novice Horse**

Saturday :

Rider	Horse	Score	Place	\$ won	Env
Jasmine Broeder	SSS Dox Red Sand	68	1	36	✓
Heather Gillespie	SSS Smart Starlight	60	2	24	✓

Day ONE: Jackpot Calculations*: entries X add back\$ + added money = \$ _____
 Jackpot [X \$30 + \$ = \$ 60]

Sunday :

Rider	Horse	Score	Place	\$ won	Env
Heather Gillespie	SSS Smart Starlight	68	1	36	✓
Jasmine Broeder	SSS Dox Red Sand	65	2	24	✓

Day TWO: Jackpot Calculations*: entries X add back\$ + added money = \$ _____
 Jackpot [X \$30 + \$ = \$ 60]

Youth classes: \$10/rider to jackpot/day

Novice Rein/Box and Novice Non Pro: \$20/rider to jackpot/day

All other divisions: \$30/rider to jackpot/day

*Count jackpot add-back money from division entry/entries that is NOT competing in the element, when the entry has been paid for in the division for that day. Such entry/entries are to be marked in with the strike-through text, and are NOT announced in the order of go of riders.

Entries	% Payouts	Entries	% Payouts
1	100%	4 - 13	40% 30% 20% 10%
2	60% 40%	14 and over (to 5th place)	34% 27% 20% 10% 9%
3	50% 30% 20%		

SRCHA Show Location & Date: Lumsden May 6-7
 WORKING COW HORSE – Division: **Novice Horse**

Saturday :

Rider	Horse	Rein Score	Fence Score	Total Score	Place	\$ won	Env
Jasmine Broeder	SSS Dox Red Sand	0	0	0	2	24	✓
Heather Gillespie	SSS Smart Starlight	65.5	62	127.5	1	36	✓

Day ONE: Jackpot Calculations*: entries X add back\$ + added money = \$ _____
 Jackpot [___ X \$30 + \$ ___ = \$ 60]

Sunday :

Rider	Horse	Rein Score	Fence Score	Total Score	Place	\$ won	Env
Heather Gillespie	SSS Smart Starlight	67.5	60.5	128	2	24	✓
Jasmine Broeder	SSS Dox Red Sand	64.5	64	128.5	1	36	✓

Day TWO: Jackpot Calculations*: entries X add back\$ + added money = \$ _____
 Jackpot [___ X \$30 + \$ ___ = \$ 60]

Youth classes: \$10/rider to jackpot/day
 Novice Rein/Box and Novice Non Pro: \$20/rider to jackpot/day
 All other divisions: \$30/rider to jackpot/day

*Count jackpot add-back money from division entry/entries that is NOT competing in the element, when the entry has been paid for in the division for that day. Such entry/entries are to be marked in with the strike-through text, and are NOT announced in the order of go of riders.

Entries	% Payouts	Entries	% Payouts
1	100%	4 - 13	40% 30% 20% 10%
2	60% 40%	14 and over (to 5th place)	34% 27% 20% 10% 9%
3	50% 30% 20%		

SRCHA Show Location & Date: Lumsden May 6-7

HERDWORK / RANCH CUTTING - Division: \$500 Limit Rein Box

Saturday :

Rider	Horse	Total Score	Place	\$ won	Env
Margaret Craig	BBC Boonlight Bandit	64			
Sara Green	Sheza Sparky Date	65	4	20	✓
Karen Brundage	Oakridge Disco Lena	67	2	50	✓
Cara Olasz	Henry	60			
Warren Green	Spark N Boonlight	69	1	80	✓
Marilee Farrow	DF A Flashy Chex	64.5			
Seanna Parker	BK Docs Remedy	60			
April Nicole	Sparkin With Nitro DR	67	2	50	✓
Shannon McArton	Cedarlea Jewel Shine	60			
Stacey Holtz	QR Blue Rosu	62			
Shelly Fohse	Macs Levi Jet				

Day ONE: Jackpot Calculations*: entries X add back\$ + added money = \$ _____

Jackpot [10 X \$20 + \$ _____ = \$ 200]

Sunday :

Rider	Horse	Total Score	Place	\$ won	Env
Shelly Fohse	Macs Levi Jet				
Stacey Holtz	QR Blue Rosu	66	3	27	✓
Shannon McArton	Cedarlea Jewel Shine	60			
April Nicole	Sparkin With Nitro DR	66	3	27	✓
Seanna Parker	BK Docs Remedy	63			
Marilee Farrow	DF A Flashy Chex	67.5	2	54	✓
Warren Green	Spark N Boonlight	64			
Cara Olasz	Henry	63			
Karen Brundage	Oakridge Disco Lena	60			
Sara Green	Sheza Sparky Date	70	1	72	✓

Day TWO: Jackpot Calculations*: entries X add back\$ + added money = \$ _____

9 x 20 = 180

SRCHA Show Location & Date: Lumsden May 6-7

1st - 80.
2nd - 60
3rd - 40
4th - 20

WORKING COW HORSE - Division: \$500 Limit Rein-Box

Saturday :

Rider	Horse	Rein Score	Fence Score	Total Score	Place	\$ won	Env
Margaret Craig	BBC Boonlight Bandit	65.5	71	136.5			
Sara Green	Sheza Sparky Date	67	72	139	2	60	✓
Karen Brundage	Oakridge Disco Lena	60	70	130			
Cara Olasz	Henry	68	69	137			
Warren Green	Spark N Boonlight	68.5	68.5	137			
Marilee Farrow	DF A Flashy Chex	70.5	73	143.5	1	80	✓
Seanna Parker	BK Docs Remedy	69	66	135			
April Nicole	Sparkin With Nitro DR	68.5	70	138.5	3	40	✓
Shannon McArton	Cedarlea Jewel Shine	67.5	68.5	136			
Stacey Holtz	QR Blue Rosu	68.5	69	137.5	4	20	✓
Shelly Founse	Macs Levi Jet						

Day ONE: Jackpot Calculations*: entries X add back\$ + added money = \$ _____

Jackpot [~~10~~ X \$20 + \$200 = \$ _____]

Sunday :

Rider	Horse	Rein Score	Fence Score	Total Score	Place	\$ won	Env
Shelly Founse	Macs Levi Jet						
Stacey Holtz	QR Blue Rosu	67.5	67	134.5			
Shannon McArton	Cedarlea Jewel Shine	65	69	134			
April Nicole	Sparkin With Nitro DR	71	71	142	2	54	✓
Seanna Parker	BK Docs Remedy	68.5	70	138.5	2		
Marilee Farrow	DF A Flashy Chex	72	72	144	1	72	✓
Warren Green	Spark N Boonlight	69	70	139	4	18	✓
Cara Olasz	Henry	68	69	137			
Karen Brundage	Oakridge Disco Lena	65	67	132			
Sara Green	Sheza Sparky Date	69	71.5	140.5	3	36	✓

Day TWO: Jackpot Calculations*: entries X add back\$ + added money = \$ _____

Jackpot [9 X \$20 + \$ _____ = \$180] 1st \$72

54
36
18