

SRCHA Show Location & Date: Lumsden May 20-21

HERDWORK / RANCH CUTTING – Division: **Open Bridle Horse**

Saturday :

Rider	Horse	Total Score	Place	\$ won	Env
Tara Shinkewski	Stitch	70.	1	30	✓

**Day ONE:** Jackpot Calculations\*: entries X add back\$ + added money = \$ \_\_\_\_\_  
 Jackpot [ \_\_\_ X \$30 + \$ \_\_\_ = \$ \_\_\_\_\_ ]

Sunday :

Rider	Horse	Total Score	Place	\$ won	Env
Tara Shinkewski	Stitch	72.	1	30	✓

**Day TWO:** Jackpot Calculations\*: entries X add back\$ + added money = \$ \_\_\_\_\_  
 Jackpot [ \_\_\_ X \$30 + \$ \_\_\_ = \$ \_\_\_\_\_ ]

Youth classes: \$10/rider to jackpot/day

Novice Rein/Box and Novice Non Pro: \$20/rider to jackpot/day

All other divisions: \$30/rider to jackpot/day

\*Count jackpot add-back money from division entry/entries that is NOT competing in the element, when the entry has been paid for in the division for that day. Such entry/entries are to be marked in with the strike-through text, and are NOT announced in the order of go of riders.

Entries	% Payouts	Entries	% Payouts
1	100%	4 - 13	40% 30% 20% 10%
2	60% 40%	14 and over (to 5th place)	34% 27% 20% 10% 9%
3	50% 30% 20%		

SRCHA Show Location & Date: Lumsden - May 20-21

WORKING COW HORSE – Division: **Open Bridle Horse**

Saturday :

Rider	Horse	Rein Score	Fence Score	Total Score	Place	\$ won	Env
Tara Shinkewski	Stitch	65.5	67	132.5	1	30	✓

Day ONE: Jackpot Calculations\*: entries X add back\$ + added money = \$ \_\_\_\_\_

Jackpot [ \_\_\_ X \$30 + \$ \_\_\_ = \$ \_\_\_\_\_ ]

Sunday :

Rider	Horse	Rein Score	Fence Score	Total Score	Place	\$ won	Env
Tara Shinkewski	Stitch	71	67	138	1	30	✓

Day TWO: Jackpot Calculations\*: entries X add back\$ + added money = \$ \_\_\_\_\_

Jackpot [ \_\_\_ X \$30 + \$ \_\_\_ = \$ \_\_\_\_\_ ]

Youth classes: \$10/rider to jackpot/day

Novice Rein/Box and Novice Non Pro: \$20/rider to jackpot/day

All other divisions: \$30/rider to jackpot/day

\*Count jackpot add-back money from division entry/entries that is NOT competing in the element, when the entry has been paid for in the division for that day. Such entry/entries are to be marked in with the strike-through text, and are NOT announced in the order of go of riders.

Entries	% Payouts	Entries	% Payouts
1	100%	4 - 13	40% 30% 20% 10%
2	60% 40%	14 and over (to 5th place)	34% 27% 20% 10% 9%
3	50% 30% 20%		

SRCHA Show Location & Date: Lumsden May 20-21

**HERDWORK / RANCH CUTTING – Division: 3 Yr Old Snaffle Bit**

Saturday :

Rider	Horse	Score	Place	\$ won	Env
Donna Reid	Stylin Sweet Dreams	60	1	30	✓

**Day ONE:** Jackpot Calculations\*: entries X add back\$ + added money = \$ \_\_\_\_\_  
 Jackpot [ \_\_ X \$30 + \$ \_\_\_\_ = \$ \_\_\_\_\_ ]

Sunday :

Rider	Horse	Score	Place	\$ won	Env
Donna Reid	Stylin Sweet Dreams	64	1	30	✓

**Day TWO:** Jackpot Calculations\*: entries X add back\$ + added money = \$ \_\_\_\_\_  
 Jackpot [ \_\_ X \$30 + \$ \_\_\_\_ = \$ \_\_\_\_\_ ]

Youth classes: \$10/rider to jackpot/day  
 Novice Rein/Box and Novice Non Pro: \$20/rider to jackpot/day  
 All other divisions: \$30/rider to jackpot/day

\*Count jackpot add-back money from division entry/entries that is NOT competing in the element, when the entry has been paid for in the division for that day. Such entry/entries are to be marked in with the strike-through text, and are NOT announced in the order of go of riders.

Entries	% Payouts	Entries	% Payouts
1	100%	4 - 13	40% 30% 20% 10%
2	60% 40%	14 and over (to 5th place)	34% 27% 20% 10% 9%
3	50% 30% 20%		

SRCHA Show Location & Date: Lumsden - May 20-21

**WORKING COWHORSE – Division: 3 Yr Old Snaffle Bit**

Saturday :

Rider	Horse	Rein Score	Fence Score	Total Score	Place	\$ won	Env
Donna Reid	Stylin Sweet Dreams	60	64.5	124.5	1	30	✓

**Day ONE:** Jackpot Calculations\*: entries X add back\$ + added money = \$ \_\_\_\_\_

Jackpot [ \_\_\_ X \$30 + \$ \_\_\_ = \$ \_\_\_\_\_ ]

Sunday :

Rider	Horse	Rein Score	Fence Score	Total Score	Place	\$ won	Env
Donna Reid	Stylin Sweet Dreams	60	64	124	1	30	✓

**Day TWO:** Jackpot Calculations\*: entries X add back\$ + added money = \$ \_\_\_\_\_

Jackpot [ \_\_\_ X \$30 + \$ \_\_\_ = \$ \_\_\_\_\_ ]

Youth classes: \$10/rider to jackpot/day

Novice Rein/Box and Novice Non Pro: \$20/rider to jackpot/day

All other divisions: \$30/rider to jackpot/day

\*Count jackpot add-back money from division entry/entries that is NOT competing in the element, when the entry has been paid for in the division for that day. Such entry/entries are to be marked in with the strike-through text, and are NOT announced in the order of go of riders.

Entries	% Payouts	Entries	% Payouts
1	100%	4 - 13	40% 30% 20% 10%
2	60% 40%	14 and over (to 5th place)	34% 27% 20% 10% 9%
3	50% 30% 20%		

SRCHA Show Location & Date: Lumsden May 20-21

HERDWORK / RANCH CUTTING – Division: **Youth 10-13**

Saturday :

Rider	Horse	Total Score	Place	\$ won	Env
Karlee Sauer	Sonitacat	70	1	12	✓
<del>Mykenna Rose</del>	<del>Wright on N Free</del>				
Aatlee Winter	Two Smart To Crack	64.5	2	8	✓

**Day ONE:** Jackpot Calculations\*: entries X add back\$ + added money = \$ \_\_\_\_\_

Jackpot [ \_\_\_ X \$10 + \$ \_\_\_ = \$ 20 ]

Note: May want to leave the cheque blank or make out to the parent.

Sunday :

Rider	Horse	Total Score	Place	\$ won	Env
Aatlee Winter	Two Smart To Crack	60	2	8	✓
<del>Mykenna Rose</del>	<del>Wright on N Free</del>				
Karlee Sauer	Sonitacat	69	1	12	✓

**Day TWO:** Jackpot Calculations\*: entries X add back\$ + added money = \$ \_\_\_\_\_

Jackpot [ \_\_\_ X \$10 + \$ \_\_\_ = \$ \_\_\_\_\_ ]

Note: May want to leave the cheque blank or make out to the parent.

Youth classes: \$10/rider to jackpot/day

Novice Rein/Box and Novice Non Pro: \$20/rider to jackpot/day

All other divisions: \$30/rider to jackpot/day

\*Count jackpot add-back money from division entry/entries that is NOT competing in the element, when the entry has been paid for in the division for that day. Such entry/entries are to be marked in with the strike-through text, and are NOT announced in the order of go of riders.

Entries	% Payouts	Entries	% Payouts
1	100%	4 - 13	40% 30% 20% 10%
2	60% 40%	14 and over (to 5th place)	34% 27% 20% 10% 9%
3	50% 30% 20%		

SRCHA Show Location & Date: Lumsden May 20-21

**WORKING COW HORSE – Division: Youth 10 -13**

Saturday :

Rider	Horse	Rein Score	Fence Score	Total Score	Place	\$ won	Env
Karlee Sauer	Sonitacat	68.5	70	138.5	1	12	✓
<del>Mykenna Rose</del>	<del>Wright on N Free</del>						
Aatlee Winter	Two Smart To Crack	0	69	69	2	8	✓

**Day ONE:** Jackpot Calculations\*: entries X add back\$ + added money = \$ \_\_\_\_\_

Jackpot [ \_\_\_ X \$10 +\$ \_\_\_ = \$ \_\_\_\_\_ ]

Note: May want to leave the cheque blank or make out to the parent.

Sunday :

Rider	Horse	Rein Score	Fence Score	Total Score	Place	\$ won	Env
Aatlee Winter	Two Smart To Crack	0	71	71	2	8	✓
<del>Mykenna Rose</del>	<del>Wright on N Free</del>						
Karlee Sauer	Sonitacat	66	70	136	1	12	✓

**Day TWO:** Jackpot Calculations\*: entries X add back\$ + added money = \$ \_\_\_\_\_

Jackpot [ \_\_\_ X \$10 +\$ \_\_\_ = \$ \_\_\_\_\_ ]

Note: May want to leave the cheque blank or make out to the parent.

Youth classes: \$10/rider to jackpot/day

Novice Rein/Box and Novice Non Pro: \$20/rider to jackpot/day

All other divisions: \$30/rider to jackpot/day

\*Count jackpot add-back money from division entry/entries that is NOT competing in the element, when the entry has been paid for in the division for that day. Such entry/entries are to be marked in with the strike-through text, and are NOT announced in the order of go of riders.

Entries	% Payouts	Entries	% Payouts
1	100%	4 - 13	40% 30% 20% 10%
2	60% 40%	14 and over (to 5th place)	34% 27% 20% 10% 9%
3	50% 30% 20%		

SRCHA Show Location & Date: Lumsden May 20-21

HERDWORK / RANCH CUTTING – Division: **Youth 14-18**

Saturday :

Rider	Horse	Total Score	Place	\$ won	Env
Aysia Petersen	Oakridge Nu Kidd	60	3	6	✓
Aidan Haroldson	RPP IAM A Royal Miss	64	2	9	✓
Natalie Nichol	Triple Frosty Tracks	65	1	15	✓

Day ONE: Jackpot Calculations\*: entries X add back\$ + added money = \$ \_\_\_\_\_

Jackpot [ \_\_\_ X \$10 + \$ \_\_\_ = \$ 30 ]

Sunday :

Rider	Horse	Total Score	Place	\$ won	Env
<del>Natalie Nichol</del>	<del>Triple Frosty Tracks</del>				
Aidan Haroldson	RPP IAM A Royal Miss	—	—	—	—
Aysia Petersen	Oakridge Nu Kidd	60	1	12	✓

Day TWO: Jackpot Calculations\*: entries X add back\$ + added money = \$ \_\_\_\_\_

Jackpot [ \_\_\_ X \$10 + \$ \_\_\_ = \$ 20 ]

Youth classes: \$10/rider to jackpot/day

Novice Rein/Box and Novice Non Pro: \$20/rider to jackpot/day

All other divisions: \$30/rider to jackpot/day

\*Count jackpot add-back money from division entry/entries that is NOT competing in the element, when the entry has been paid for in the division for that day. Such entry/entries are to be marked in with the strike-through text, and are NOT announced in the order of go of riders.

Entries	% Payouts	Entries	% Payouts
1	100%	4 - 13	40% 30% 20% 10%
2	60% 40%	14 and over (to 5th place)	34% 27% 20% 10% 9%
3	50% 30% 20%		

SRCHA Show Location & Date: Lumsden May 20-21

WORKING COW HORSE – Division: **Youth 14 - 18**

Saturday :

Rider	Horse	Rein Score	Fence Score	Total Score	Place	\$ won	Env
Aysia Petersen	Oakridge Nu Kidd	68	61	129	1	15	✓
Aidan Haroldson	RPP IAM A Royal Miss	60.5	64	124.5	3	6	✓
Natalie Nichol	Triple Frosty Tracks	63.5	63	126.5	2	9	✓

Day ONE: Jackpot Calculations\*: entries X add back\$ + added money = \$ \_\_\_\_\_

Jackpot [ \_\_\_ X \$10 + \$ \_\_\_ = \$ 30 ]

Sunday :

Rider	Horse	Rein Score	Fence Score	Total Score	Place	\$ won	Env
<del>Natalie Nichol</del>	<del>Triple Frosty Tracks</del>	<del>_____</del>	<del>_____</del>	<del>_____</del>	<del>_____</del>	<del>_____</del>	<del>_____</del>
Aidan Haroldson	RPP IAM A Royal Miss	<del>_____</del>	<del>_____</del>	<del>_____</del>	<del>_____</del>	<del>_____</del>	<del>_____</del>
Aysia Petersen	Oakridge Nu Kidd	68.5	62	130.5	1	12	✓

Day TWO: Jackpot Calculations\*: entries X add back\$ + added money = \$ \_\_\_\_\_

Jackpot [ \_\_\_ X \$10 + \$ \_\_\_ = \$ \_\_\_\_\_ ]

Youth classes: \$10/rider to jackpot/day

Novice Rein/Box and Novice Non Pro: \$20/rider to jackpot/day

All other divisions: \$30/rider to jackpot/day

\*Count jackpot add-back money from division entry/entries that is NOT competing in the element, when the entry has been paid for in the division for that day. Such entry/entries are to be marked in with the strike-through text, and are NOT announced in the order of go of riders.

Entries	% Payouts	Entries	% Payouts
1	100%	4 - 13	40% 30% 20% 10%
2	60% 40%	14 and over (to 5th place)	34% 27% 20% 10% 9%
3	50% 30% 20%		



SRCHA Show Location & Date: Lumsden May 20-21

**HERDWORK / RANCH CUTTING – Division: 5000 Limit Non Pro Rider**

Saturday :

Rider	Horse	Total Score	Place	\$ won	Env
Gary Shinkewski	Nimble Footwork	66	2	36	✓
Darcy Sattler	The Grand Dancer	70	1	48	✓
Phillip Brundage	Oakridge Playboy Doc	64	3	24	✓
Darlene Tingtved	Blueberry Boonshine	63	4	12	✓

**Day ONE:** Jackpot Calculations\*: entries X add back\$ + added money = \$ \_\_\_\_\_

Jackpot [ 4 X \$30 + \$ \_\_\_\_ = \$ 120 ]

Sunday :

Rider	Horse	Total Score	Place	\$ won	Env
Darlene Tingtved	Blueberry Boonshine	68	3	24	✓
Phillip Brundage	Oakridge Playboy Doc	66	4	12	✓
Darcy Sattler	The Grand Dancer	70	2	36	✓
Gary Shinkewski	Nimble Footwork	71	1	48	✓

**Day TWO:** Jackpot Calculations\*: entries X add back\$ + added money = \$ \_\_\_\_\_

Jackpot [ \_\_\_\_ X \$30 + \$ \_\_\_\_ = \$ \_\_\_\_ ]

Youth classes: \$10/rider to jackpot/day

Novice Rein/Box and Novice Non Pro: \$20/rider to jackpot/day

All other divisions: \$30/rider to jackpot/day

\*Count jackpot add-back money from division entry/entries that is NOT competing in the element, when the entry has been paid for in the division for that day. Such entry/entries are to be marked in with the strike-through text, and are NOT announced in the order of go of riders.

Entries	% Payouts	Entries	% Payouts
1	100%	4 - 13	40% 30% 20% 10%
2	60% 40%	14 and over (to 5th place)	34% 27% 20% 10% 9%
3	50% 30% 20%		

SRCHA Show Location & Date: Lumsden May 20-21

**WORKING COW HORSE – Division: 5000 Limit Non Pro Rider**

Saturday :

Rider	Horse	Rein Score	Fence Score	Total Score	Place	\$ won	Env
Gary Shinkewski	Nimble Footwork	72	67	139	Tie 1	42	✓
Darcy Sattler	The Grand Dancer	67.5	65	132.5	4	12.	✓
Phillip Brundage	Oakridge Playboy Doc	71	68	139	Tie 1	42	✓
Darlene Tingtved	Blueberry Boonshine	69	64.5	133.5	3	24	✓

**Day ONE:** Jackpot Calculations\*: entries X add back\$ + added money = \$ \_\_\_\_\_

Jackpot [ \_\_\_ X \$30 + \$ \_\_\_ = \$ 120 ]

Sunday :

Rider	Horse	Rein Score	Fence Score	Total Score	Place	\$ won	Env
Darlene Tingtved	Blueberry Boonshine	70.5	0	70.5	4	12.	✓
Phillip Brundage	Oakridge Playboy Doc	69.5	65	134.5	3	24	✓
Darcy Sattler	The Grand Dancer	73	64	137	2	36	✓
Gary Shinkewski	Nimble Footwork	70.5	69	139.5	1	48	✓

**Day TWO:** Jackpot Calculations\*: entries X add back\$ + added money = \$ \_\_\_\_\_

Jackpot [ \_\_\_ X \$30 + \$ \_\_\_ = \$ 120 ]

Youth classes: \$10/rider to jackpot/day


Novice Rein/Box and Novice Non Pro: \$20/rider to jackpot/day

All other divisions: \$30/rider to jackpot/day

\*Count jackpot add-back money from division entry/entries that is NOT competing in the element, when the entry has been paid for in the division for that day. Such entry/entries are to be marked in with the strike-through text, and are NOT announced in the order of go of riders.

Entries	% Payouts	Entries	% Payouts
1	100%	4 - 13	40% 30% 20% 10%
2	60% 40%	14 and over (to 5th place)	34% 27% 20% 10% 9%
3	50% 30% 20%		

SRCHA Show Location & Date: Lumsden May 20-21



HERDWORK / RANCH CUTTING – Division: **Open Rein Box**

Saturday :

Rider	Horse	Total Score	Place	\$ won	Env
Sandi Marchant	Cedarlea Closin Shine	0	1	20	✓

**Day ONE:** Jackpot Calculations\*: entries X add back\$ + added money = \$ \_\_\_\_\_  
 Jackpot [ \_\_\_ X \$ \_0 + \$ \_\_\_ = \$ \_\_\_\_\_ ]

Sunday :

Rider	Horse	Total Score	Place	\$ won	Env
Sandi Marchant	Cedarlea Closin Shine	69	1	20	✓

**Day TWO:** Jackpot Calculations\*: entries X add back\$ + added money = \$ \_\_\_\_\_  
 Jackpot [ \_\_\_ X \$ \_0 + \$ \_\_\_ = \$ \_\_\_\_\_ ]

Youth classes: \$10/rider to jackpot/day


Novice Rein/Box and Novice Non Pro: \$20/rider to jackpot/day

All other divisions: \$30/rider to jackpot/day

\*Count jackpot add-back money from division entry/entries that is NOT competing in the element, when the entry has been paid for in the division for that day. Such entry/entries are to be marked in with the strike-through text, and are NOT announced in the order of go of riders.

Entries	% Payouts	Entries	% Payouts
1	100%	4 - 13	40% 30% 20% 10%
2	60% 40%	14 and over (to 5th place)	34% 27% 20% 10% 9%
3	50% 30% 20%		

SRCHA Show Location & Date: Lumsden May 20-21



WORKING COW HORSE – Division: **Open Rein-Box**

Saturday :

Rider	Horse	Rein Score	Fence Score	Total Score	Place	\$ won	Env
Sandi Marchant	Cedarlea Closin Shine	70.5	73	143.5	1	20	✓

Day ONE: Jackpot Calculations\*: entries X add back\$ + added money = \$\_\_\_\_\_

Jackpot [ \_\_\_ X \$\_0 + \$\_\_\_ = \$\_\_\_\_\_ ]

Sunday :

Rider	Horse	Rein Score	Fence Score	Total Score	Place	\$ won	Env
Sandi Marchant	Cedarlea Closin Shine	71	72	143	1	20	✓

Day TWO: Jackpot Calculations\*: entries X add back\$ + added money = \$\_\_\_\_\_

Jackpot [ \_\_\_ X \$\_0 + \$\_\_\_ = \$\_\_\_\_\_ ]

Youth classes: \$10/rider to jackpot/day

Novice Rein/Box and Novice Non Pro: \$20/rider to jackpot/day

All other divisions: \$30/rider to jackpot/day

\*Count jackpot add-back money from division entry/entries that is NOT competing in the element, when the entry has been paid for in the division for that day. Such entry/entries are to be marked in with the strike-through text, and are NOT announced in the order of go of riders.

Entries	% Payouts	Entries	% Payouts
1	100%	4 - 13	40% 30% 20% 10%
2	60% 40%	14 and over (to 5th place)	34% 27% 20% 10% 9%
3	50% 30% 20%		

SRCHA Show Location & Date: Lumsden May 20-21

HERDWORK / RANCH CUTTING – Division: 4 & 5 year old Hackamore/Snaffle Bit

Saturday :

Rider	Horse	Total Score	Place	\$ won	Env
Blair Marchant	Sweet Donna Rey	70	1	60	✓
Jeremy Knapp	Instantly Stylin	67.5	3	30	✓
Mandi Quam	Hotter in Time	60			
Charisse Kirby	Dox Little Solanos	61.5	4	15	✓
Kim Rose	Shine	68.5	2	45	✓

Day ONE: Jackpot Calculations\*: entries X add back\$ + added money = \$\_\_\_\_\_

Jackpot [ 5 X \$30 + \$\_\_\_ = \$ 150 ]

Sunday :

Rider	Horse	Total Score	Place	\$ won	Env
Kim Rose	Shine	68	2	45	✓
Charisse Kirby	Dox Little Solanos	63	4	15	✓
Mandi Quam	Hotter in Time	66.5	3	30	✓
Jeremy Knapp	Instantly Stylin	62			
Blair Marchant	Sweet Donna Rey	69	1	60	✓

Day TWO: Jackpot Calculations\*: entries X add back\$ + added money = \$\_\_\_\_\_

Jackpot [ \_\_\_ X \$30 + \$\_\_\_ = \$\_\_\_\_\_ ]

Youth classes: \$10/rider to jackpot/day

Novice Rein/Box and Novice Non Pro: \$20/rider to jackpot/day

All other divisions: \$30/rider to jackpot/day

\*Count jackpot add-back money from division entry/entries that is NOT competing in the element, when the entry has been paid for in the division for that day. Such entry/entries are to be marked in with the strike-through text, and are NOT announced in the order of go of riders.

Entries	% Payouts	Entries	% Payouts
1	100%	4 - 13	40% 30% 20% 10%
2	60% 40%	14 and over (to 5th place)	34% 27% 20% 10% 9%
3	50% 30% 20%		

SRCHA Show Location & Date: Lumsden May 20-21

WORKING COW HORSE – Division: **4 & 5 Year Old Snaffle/ Hackamore**

Saturday :

Rider	Horse	Rein Score	Fence Score	Total Score	Place	\$ won	Env
Blair Marchant	Sweet Donna Rey	65	70	135	3	30	✓
Jeremy Knapp	Instantly Stylin	65	63	128	4	15	✓
Mandi Quam	Hotter in Time	69.5	70	139.5	1	60	✓
Charisse Kirby	Dox Little Solanos	60	61	121	<del>5</del>		
Kim Rose	Shine	69	69	138	2	45	✓

Day ONE: Jackpot Calculations\*: entries X add back\$ + added money = \$ \_\_\_\_\_

Jackpot [ 5 X \$30 + \$ \_\_\_\_ = \$ 150 ]

Sunday :

Rider	Horse	Rein Score	Fence Score	Total Score	Place	\$ won	Env
Kim Rose	Shine	72	65	137	2	45	✓
Charisse Kirby	Dox Little Solanos	60.5	0	60.5			
Mandi Quam	Hotter in Time	65.5	69	134.5	3	30	✓
Jeremy Knapp	Instantly Stylin	64	60.5	124.5	4	15	✓
Blair Marchant	Sweet Donna Rey	66.5	71	137.5	1	60	✓

Day TWO: Jackpot Calculations\*: entries X add back\$ + added money = \$ \_\_\_\_\_

Jackpot [ \_\_\_ X \$30 + \$ \_\_\_\_ = \$ 150 ]

Youth classes: \$10/rider to jackpot/day

Novice Rein/Box and Novice Non Pro: \$20/rider to jackpot/day

All other divisions: \$30/rider to jackpot/day

\*Count jackpot add-back money from division entry/entries that is NOT competing in the element, when the entry has been paid for in the division for that day. Such entry/entries are to be marked in with the strike-through text, and are NOT announced in the order of go of riders.

Entries	% Payouts	Entries	% Payouts
1	100%	4 - 13	40% 30% 20% 10%
2	60% 40%	14 and over (to 5th place)	34% 27% 20% 10% 9%
3	50% 30% 20%		

SRCHA Show Location & Date: Lumsden May 20-21

HERDWORK / RANCH CUTTING – Division: **Non Pro Rider 5000+**

Saturday :

Rider	Horse	Total Score	Place	\$ won	Env
Donna Reid	Arosearey	70	1	30	✓

**Day ONE:** Jackpot Calculations\*: entries X add back\$ + added money = \$ \_\_\_\_\_  
 Jackpot [ \_\_\_ X \$30 + \$ \_\_\_ = \$ \_\_\_\_\_ ]

Sunday :

Rider	Horse	Total Score	Place	\$ won	Env
Donna Reid	Arosearey	70	1	30	✓

**Day TWO:** Jackpot Calculations\*: entries X add back\$ + added money = \$ \_\_\_\_\_  
 Jackpot [ \_\_\_ X \$30 + \$ \_\_\_ = \$ \_\_\_\_\_ ]

Youth classes: \$10/rider to jackpot/day

Novice Rein/Box and Novice Non Pro: \$20/rider to jackpot/day

All other divisions: \$30/rider to jackpot/day

\*Count jackpot add-back money from division entry/entries that is NOT competing in the element, when the entry has been paid for in the division for that day. Such entry/entries are to be marked in with the strike-through text, and are NOT announced in the order of go of riders.

Entries	% Payouts	Entries	% Payouts
1	100%	4 - 13	40% 30% 20% 10%
2	60% 40%	14 and over (to 5th place)	34% 27% 20% 10% 9%
3	50% 30% 20%		

SRCHA Show Location & Date: Lumsden May 20-21

**WORKING COW HORSE – Division: Non Pro 5000+**

Saturday :

Rider	Horse	Rein Score	Fence Score	Total Score	Place	\$ won	Env
Donna Reid	Arosearey	67.5	68	135.5	1	30	✓

**Day ONE:** Jackpot Calculations\*: entries X add back\$ + added money = \$\_\_\_\_\_

Jackpot [ \_\_\_ X \$30 + \$\_\_\_ = \$\_\_\_\_\_ ]

Sunday :

Rider	Horse	Rein Score	Fence Score	Total Score	Place	\$ won	Env
Donna Reid	Arosearey	67.5	69	136.5	1	30	✓

**Day TWO:** Jackpot Calculations\*: entries X add back\$ + added money = \$\_\_\_\_\_

Jackpot [ \_\_\_ X \$30 + \$\_\_\_ = \$\_\_\_\_\_ ]

Youth classes: \$10/rider to jackpot/day

Novice Rein/Box and Novice Non Pro: \$20/rider to jackpot/day

All other divisions: \$30/rider to jackpot/day

\*Count jackpot add-back money from division entry/entries that is NOT competing in the element, when the entry has been paid for in the division for that day. Such entry/entries are to be marked in with the strike-through text, and are NOT announced in the order of go of riders.

Entries	% Payouts	Entries	% Payouts
1	100%	4 - 13	40% 30% 20% 10%
2	60% 40%	14 and over (to 5th place)	34% 27% 20% 10% 9%
3	50% 30% 20%		



SRCHA Show Location & Date: Lumsden May 20-21

HERDWORK / RANCH CUTTING – Division: **500 Limit Novice Non Pro Rider**

Saturday :

Rider	Horse	Total Score	Place	\$ won	Env
Diane Ermel	Little Baggin Image	60	2	<del>22.50</del>	✓
Chelsea Uhl	Diamonds Golden Gun	69	1	<del>45</del>	✓
Shelly Fohse	Macs Levi Jet	60	2	<del>22.50</del>	✓

15.00  
30.00  
15.00

Day ONE: Jackpot Calculations\*: entries X add back\$ + added money = \$ \_\_\_\_\_

Jackpot [ 3 X \$20 + \$20 = \$80 ] 60

Sunday :

Rider	Horse	Total Score	Place	\$ won	Env
Shelly Fohse	Macs Levi Jet	69	1	30	✓
Chelsea Uhl	Diamonds Golden Gun	60	3	12	✓
Diane Ermel	Little Baggin Image	64	2	18	✓

Day TWO: Jackpot Calculations\*: entries X add back\$ + added money = \$ \_\_\_\_\_

Jackpot [ 3 X \$30 + \$30 = \$120 ] 60

- Youth classes: \$10/rider to jackpot/day
- Novice Rein/Box and Novice Non Pro: \$20/rider to jackpot/day
- All other divisions: \$30/rider to jackpot/day

\*Count jackpot add-back money from division entry/entries that is NOT competing in the element, when the entry has been paid for in the division for that day. Such entry/entries are to be marked in with the strike-through text, and are NOT announced in the order of go of riders.

Entries	% Payouts	Entries	% Payouts
1	100%	4 - 13	40% 30% 20% 10%
2	60% 40%	14 and over (to 5th place)	34% 27% 20% 10% 9%
3	50% 30% 20%		

SRCHA Show Location & Date: Lumsden May 20-21

**WORKING COW HORSE – Division: 500 Limit Novice Non Pro Rider**

Saturday :

Rider	Horse	Rein Score	Fence Score	Total Score	Place	\$ won	Env
Diane Ermel	Little Baggin Image	64.5	67	131.5	2	18	✓
Chelsea Uhl	Diamonds Golden Gun	67.5	69	138.5	1	30	✓
Shelly Fohse	Macs Levi Jet	66	64	130	3	12.	✓

**Day ONE:** Jackpot Calculations\*: entries X add back\$ + added money = \$ \_\_\_\_\_

Jackpot [  $\frac{20}{20} \times \$30 + \$$  ] = \$ 60 ]

Sunday :

Rider	Horse	Rein Score	Fence Score	Total Score	Place	\$ won	Env
Shelly Fohse	Macs Levi Jet	66.5	67	133.5	1	30	✓
Chelsea Uhl	Diamonds Golden Gun	68.5	62.5	131	2	18	✓
Diane Ermel	Little Baggin Image	66	60	126	3	12.	✓

**Day TWO:** Jackpot Calculations\*: entries X add back\$ + added money = \$ \_\_\_\_\_

Jackpot [  $\frac{20}{20} \times \$30 + \$$  ] = \$ 60 ]

Youth classes: \$10/rider to jackpot/day

Novice Rein/Box and Novice Non Pro: \$20/rider to jackpot/day

All other divisions: \$30/rider to jackpot/day

\*Count jackpot add-back money from division entry/entries that is NOT competing in the element, when the entry has been paid for in the division for that day. Such entry/entries are to be marked in with the strike-through text, and are NOT announced in the order of go of riders.

Entries	% Payouts	Entries	% Payouts
1	100%	4 - 13	40% 30% 20% 10%
2	60% 40%	14 and over (to 5th place)	34% 27% 20% 10% 9%
3	50% 30% 20%		

SRCHA Show Location & Date: Lumsden May 20-21


HERDWORK / RANCH CUTTING – Division: **\$1000 Limit Rein Box**

Saturday :

Rider	Horse	Total Score	Place	\$ won	Env
Avary Olasz	Olenas Miss It	69	1	32	✓
Michael Hoffort	Dark and Stormy	68	2	24	✓
Roxanne Knapp	Jewels	60	4	8	✓
Sharon Medak	ClassySip O Whiskey	62	3	16	✓

Day ONE: Jackpot Calculations\*: entries X add back\$ + added money = \$ \_\_\_\_\_

Jackpot [ 4 X \$20 + \$ \_\_\_\_ = \$ 80 ]



Sunday :

Rider	Horse	Total Score	Place	\$ won	Env
Sharon Medak	ClassySip O Whiskey	66	1	28	✓
Roxanne Knapp	Jewels	60	1	28	✓
Michael Hoffort	Dark and Stormy	67	3	16	✓
Avary Olasz	Olenas Miss It	66	4	8	✓

Day TWO: Jackpot Calculations\*: entries X add back\$ + added money = \$ \_\_\_\_\_

Jackpot [ \_\_\_\_ X \$0 + \$ \_\_\_\_ = \$ \_\_\_\_ ]

Youth classes: \$10/rider to jackpot/day


Novice Rein/Box and Novice Non Pro: \$20/rider to jackpot/day

All other divisions: \$30/rider to jackpot/day

\*Count jackpot add-back money from division entry/entries that is NOT competing in the element, when the entry has been paid for in the division for that day. Such entry/entries are to be marked in with the strike-through text, and are NOT announced in the order of go of riders.

Entries	% Payouts	Entries	% Payouts
1	100%	4 - 13	40% 30% 20% 10%
2	60% 40%	14 and over (to 5th place)	34% 27% 20% 10% 9%
3	50% 30% 20%		

SRCHA Show Location & Date: Lumsden May 20-21



WORKING COW HORSE – Division: **\$1000 Limit Rein-Box**

Saturday :

Rider	Horse	Rein Score	Fence Score	Total Score	Place	\$ won	Env
Avary Olasz	Olenas Miss It	71	70	141	1	32	✓
Michael Hoffort	Dark and Stormy	68.5	71.5	140	2	24	✓
Roxanne Knapp	Jewels	60	68	128	4	8	✓
Sharon Medak	ClassySip O Whiskey	69.5	65	134.5	3	16	✓

**Day ONE:** Jackpot Calculations\*: entries X add back\$ + added money = \$ \_\_\_\_\_

Jackpot [ 4 X \$ 20 + \$ \_\_\_\_\_ = \$ 80 ]

Sunday :

Rider	Horse	Rein Score	Fence Score	Total Score	Place	\$ won	Env
Sharon Medak	ClassySip O Whiskey	70	70	140	1	32	✓
Roxanne Knapp	Jewels	60	69	129	4	8	✓
Michael Hoffort	Dark and Stormy	68	69	137	3	16	✓
Avary Olasz	Olenas Miss It	69.5	70	139.5	2	24	✓

**Day TWO:** Jackpot Calculations\*: entries X add back\$ + added money = \$ \_\_\_\_\_

Jackpot [ \_\_\_ X \$ 0 + \$ \_\_\_\_\_ = \$ 80 ]

Youth classes: \$10/rider to jackpot/day

Novice Rein/Box and Novice Non Pro: \$20/rider to jackpot/day

All other divisions: \$30/rider to jackpot/day

\*Count jackpot add-back money from division entry/entries that is NOT competing in the element, when the entry has been paid for in the division for that day. Such entry/entries are to be marked in with the strike-through text, and are NOT announced in the order of go of riders.

Entries	% Payouts	Entries	% Payouts
1	100%	4 - 13	40% 30% 20% 10%
2	60% 40%	14 and over (to 5th place)	34% 27% 20% 10% 9%
3	50% 30% 20%		

SRCHA Show Location & Date: Lumsden May 20-21

HERDWORK / RANCH CUTTING – Division: **Novice Horse**

Saturday :

Rider	Horse	Score	Place	\$ won	Env
Jasmine Broeder	SSS Dox Red Sand	68	1	36	68 ✓
Teresa Broeder	Baccardi	67	2	24	67 ✓

Day ONE: Jackpot Calculations\*: entries X add back\$ + added money = \$\_\_\_\_\_

Jackpot [ 2 X \$30 + \$\_\_\_ = \$ 60 ]

Sunday :

Rider	Horse	Score	Place	\$ won	Env
Teresa Broeder	Baccardi	0	2	24	✓
Jasmine Broeder	SSS Dox Red Sand	67	1	36	✓

Day TWO: Jackpot Calculations\*: entries X add back\$ + added money = \$\_\_\_\_\_

Jackpot [ \_\_\_ X \$30 + \$\_\_\_ = \$\_\_\_\_\_ ]

Youth classes: \$10/rider to jackpot/day

Novice Rein/Box and Novice Non Pro: \$20/rider to jackpot/day

All other divisions: \$30/rider to jackpot/day

\*Count jackpot add-back money from division entry/entries that is NOT competing in the element, when the entry has been paid for in the division for that day. Such entry/entries are to be marked in with the strike-through text, and are NOT announced in the order of go of riders.

Entries	% Payouts	Entries	% Payouts
1	100%	4 - 13	40% 30% 20% 10%
2	60% 40%	14 and over (to 5th place)	34% 27% 20% 10% 9%
3	50% 30% 20%		

SRCHA Show Location & Date: Lumsden May 20-21

WORKING COW HORSE – Division: **Novice Horse**

Saturday :

Rider	Horse	Rein Score	Fence Score	Total Score	Place	\$ won	Env
Jasmine Broeder	SSS Dox Red Sand	0	65	65	1	36	✓
Teresa Broeder	Baccardi	0	60	60	2	24	✓

Day ONE: Jackpot Calculations\*: entries X add back\$ + added money = \$ \_\_\_\_\_

Jackpot [ \_\_\_ X \$30 + \$ \_\_\_ = \$ 60 ]

Sunday :

Rider	Horse	Rein Score	Fence Score	Total Score	Place	\$ won	Env
Teresa Broeder	Baccardi	<del>Scratched</del>					
Jasmine Broeder	SSS Dox Red Sand	68	62	130	1	36	✓

Day TWO: Jackpot Calculations\*: entries X add back\$ + added money = \$ \_\_\_\_\_

Jackpot [ \_\_\_ X \$30 + \$ \_\_\_ = \$ \_\_\_\_\_ ]

Youth classes: \$10/rider to jackpot/day

Novice Rein/Box and Novice Non Pro: \$20/rider to jackpot/day

All other divisions: \$30/rider to jackpot/day

\*Count jackpot add-back money from division entry/entries that is NOT competing in the element, when the entry has been paid for in the division for that day. Such entry/entries are to be marked in with the strike-through text, and are NOT announced in the order of go of riders.

Entries	% Payouts	Entries	% Payouts
1	100%	4 - 13	40% 30% 20% 10%
2	60% 40%	14 and over (to 5th place)	34% 27% 20% 10% 9%
3	50% 30% 20%		

SRCHA Show Location & Date: Lumsden May 20-21

HERDWORK / RANCH CUTTING – Division: **\$500 Limit Rein Box**

Saturday :

Rider	Horse	Total Score	Place	\$ won	Env
Sara Green	Sheza Sparky Date	64			
Karen Brundage	Oakridge Disco Lena	68	4T	9	✓
Cara Olasz	Henry	63			
Warren Green	Spark N Boonlight	68	4T	9	✓
Marilee Farrow	DF A Flashy Chex	69	2.	54	✓
Seanna Parker	BK Docs Remedy	62			
April Nicole nichol	Sparkin With Nitro DR	70	1	72	✓
<del>Shannon McArton</del>	<del>Cedarlea Jewel Shine</del>				
Louise Wright	Lena Lit Hollywood	64			
Shannon Stephenson	Little Roosters Cat	68.5	3	36	✓

Day ONE: Jackpot Calculations\*: entries X add back\$ + added money = \$ \_\_\_\_\_

Jackpot [9 X \$20 + \$ \_\_\_\_ = \$ 180]

Sunday :

Rider	Horse	Total Score	Place	\$ won	Env
Shannon Stephenson	Little Roosters Cat	63	3	28	✓
<del>April Nicole</del>	<del>Sparkin With Nitro DR</del>				
Seanna Parker	BK Docs Remedy	62.5	4	14	✓
Marilee Farrow	DF A Flashy Chex	66	2	42	✓
Warren Green	Spark N Boonlight	69	1	56	✓
Cara Olasz	Henry	62			
Karen Brundage	Oakridge Disco Lena	60			
Sara Green	Sheza Sparky Date	60			

Day TWO: Jackpot Calculations\*: entries X add back\$ + added money = \$ \_\_\_\_\_

Jackpot [7 X \$20 + \$ \_\_\_\_ = \$ 140]

SRCHA Show Location & Date: Lumsden May 20-21

WORKING COW HORSE – Division: \$500 Limit Rein-Box

Saturday :

Rider	Horse	Rein Score	Fence Score	Total Score	Place	\$ won	Env
Sara Green	Sheza Sparky Date	69	65.5	134.5			
Karen Brundage	Oakridge Disco Lena	60	70	130			
Cara Olasz	Henry	67.5	69	136.5			
Warren Green	Spark N Boonlight	68.5	69	137.5	3 T	27	✓
Marilee Farrow	DF A Flashy Chex	71.5	71	142.5	1	72	✓
Seanna Parker	BK Docs Remedy	64.5	68.5	133			
April Nicole <i>nichol</i>	Sparkin With Nitro DR	69.5	71	140.5	2	54	✓
<del>Shannon McArton</del>	<del>Cedarlea Jewel Shine</del>						
Louise Wright	Lena Lit Hollywood	61.5	69	130.5			
Shannon Stephenson	Little Roosters Cat	65.5	72	137.5	3 T	27	✓

Day ONE: Jackpot Calculations\*: entries X add back\$ + added money = \$ \_\_\_\_\_

Jackpot [ 9 X \$20 + \$ \_\_\_\_ = \$ 180 ]

Sunday :

Rider	Horse	Rein Score	Fence Score	Total Score	Place	\$ won	Env
Shannon Stephenson	Little Roosters Cat	67.5	71	138.5	3	28	✓
<del>April Nicole</del>	<del>Sparkin With Nitro DR</del>						
Seanna Parker	BK Docs Remedy	68	70	138	4	14	✓
Marilee Farrow	DF A Flashy Chex	72.5	71	143.5	1	56	✓
Warren Green	Spark N Boonlight	68	69	137			
Cara Olasz	Henry	64	68	132			
Karen Brundage	Oakridge Disco Lena	60	69	129			
Sara Green	Sheza Sparky Date	69.5	71.5	141	2	28 43	✓

Day TWO: Jackpot Calculations\*: entries X add back\$ + added money = \$ \_\_\_\_\_

Jackpot [ \_\_\_ X \$20 + \$ \_\_\_\_ = \$ 140 ]